



www.vortice.com



ROOF FANS RANGE
INDUSTRIAL VENTILATION

NEW



HEADQUARTERS



Our current Vortice Headquarters have been located in Tribiano (Milan) since 1972.

Vortice main company's philosophy is the concept that "air is our life". Our mission is always to provide effective solutions for improved air quality using the latest technology to develop and manufacture effective products worldwide.

Vortice has achieved European market leadership by dedicating their efforts to the production of products for ventilation, climate control, heating, extraction, purification and the treatment of air, for domestic, commercial and industrial applications. Since 1954 Vortice has been synonymous with quality and excellence and continues to make significant improvements by investing in continuous research to improve the efficiency and quality of its products.



VORTICE IN THE WORLD



Founded in 1974, Vortice France is located at Crétail about 10 Km from Paris.



Founded in 1977, Vortice Limited is located at Burton on Trent in the East Midlands.



Founded in 2012, Vortice Ventilation System is located about 200 Km from Shanghai.



Founded in 2012, Vortice Latam in San José Costa Rica.

INDEX

INDUSTRIAL VENTILATION

- | | | | |
|----|---|----|---|
| 04 | TORRETTE TR E RANGE
Centrifugal roof fans for horizontal discharge | 30 | TORRETTE TR E-V RANGE
Centrifugal roof fans for vertical discharge |
| 12 | TORRETTE RF-EU RANGE
Centrifugal roof fans for horizontal discharge | 38 | TORRETTE TR ED-V RANGE
Centrifugal roof fans for vertical discharge
for hot fumes extraction |
| 20 | TORRETTE TR-ED RANGE
Centrifugal roof fans for horizontal discharge
for hot fumes extraction | | |

CE MARKING

The VORT QBK RANGE appliances conform to the following European Directives:

- 2009/125/EC Directive Ecocompatible Design (ErP),
- 2006/42/EC Machines Directive (MD),
- 2004/108/EC Electromagnetic Compatibility Directive (EMC),

According to the following state-of-the-art Standards:

Safety:

EN ISO 12100-1; EN ISO 60204-1; EN ISO 13857; EN ISO12499;

Electromagnetic Compatibility:

EN 55014-1; EN 55014-2; EN 61000-3-2; EN 61000-3-3;

The fans built into the VORT QBK Range are conform to the following European Directive N° 327/2011.

LEGEND:



The ErP compliant logo indicates that the appliance is eco-compatible and adheres to ErP Directive 2009/125/EC.

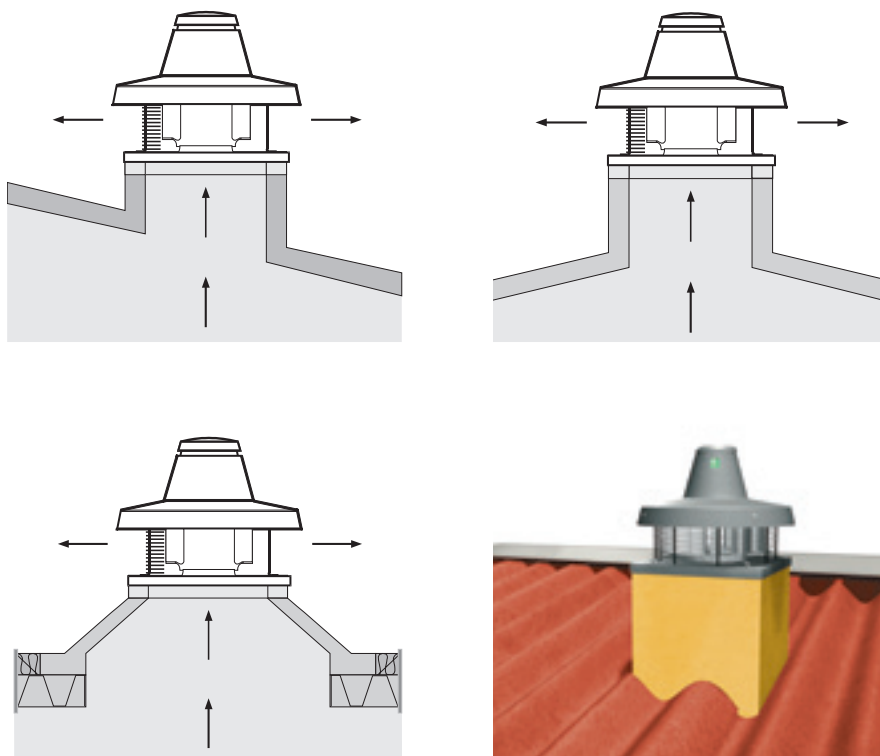
TORRETTE TR E RANGE

Centrifugal roof fans for horizontal discharge

PRODUCT SPECIFICATIONS

Suitable for application in residential and industrial environments, for factories, hospitals, nightclubs, offices, theatres, apartment blocks, gyms, restaurants, etc... Easy to install on top of all roofs.

- 20 models: 6 single-phase and 14 three-phase
- Metal frame coated in corrosion-proof epoxy resin to assure long life and weather resistance.
- Aerodynamic suction nozzle in polyester painted steel sheet.
- All models fitted with steel bird guard.
- Asynchronous induction motor, standard size UNELMEC B5, self-ventilated, with rotor mounted on ball bearings.
- Galvanised steel sheet fan with self cleaning, backward curved blades, self-ventilating, die cast aluminium hub, clockwise rotation (intake view).
- Single phase models can be controlled by an optional speed controller. Alternatively they can be controlled by means of optional inverters.
- Max airflow up to 18.000 m³/h.
- Motor insulation class H for models 15205, 15073, 15076, 15078, 15079; F for all other models.
- Protection rating: IP55.
- Insulation class: Cl.I Ⓣ.





KEY FEATURES

- For installation in commercial and industrial environments, gyms, discos, offices, theatres, apartment buildings, restaurants, etc.
- To assure product safety over time, all models are fitted with a safety cable to anchor the machine to the support base
- Easy to install on all types of roof.
- Secure using the eyebolt to facilitate lifting and transportation.
- For low dust, acid-free and non-corrosive air extraction only. Not suitable for installation on ducts located directly above fireplaces or burners.

TECHNICAL DATA

	Models	Code	V ~ 50 Hz	W	A	Poles	RPM	Max Airflow		Max Pressure		Lp dB(A)*	Max °C	Kg
								m³/h	l/s	mmH ₂ O	Pa			
Single - phase	TRM 10 E 4P	15115	230	100	0.50	4	1400	1100	306	22	216	56	90	14.5
	TRM 15 E 4P	15205	230	150	0.70	4	1400	1400	389	26	255	58.5	80	15
	TRM 20 E 4P	15216	230	280	1.30	4	1415	2600	722	36	353	62	85	22
	TRM 30 E 4P	15356	230	400	1.80	4	1425	3300	917	44	432	67	70	23
	TRM 50 E 4P	15556	230	800	3.70	4	1480	4800	1333	55	540	72.5	80	28
	TRM 70 E 4 P	15070	230	1000	4.35	4	1415	6400	1778	67.5	662	77	90	79
	TRT 10 E 4P	15155	400	100	0.30	4	1400	1100	306	22	216	56	90	14.5
Three - phase	TRT 15 E 4P	15255	400	150	0.30	4	1400	1400	389	26	255	58.5	90	15
	TRT 20 E 4P	15215	400	300	0.60	4	1400	2700	750	35	343	62	90	22
	TRT 30 E 4P	15355	400	400	0.75	4	1400	3200	889	46	451	67	90	23
	TRT 50 E 4P	15555	400	800	1.45	4	1400	4900	1361	61	598	72.5	90	28
	TRT 70 E 4P	15071	400	950	1.85	4	1440	6400	1778	69	674	77	90	77
	TRT 70 E 6P	15072	400	600	1.30	6	950	7000	1944	38	373	74	90	80
	TRT 100 E 4P	15073	400	1900	3.25	4	1420	10000	2778	84.5	830	84	70	81

TORRETTE TR E RANGE

Centrifugal roof fans for horizontal discharge

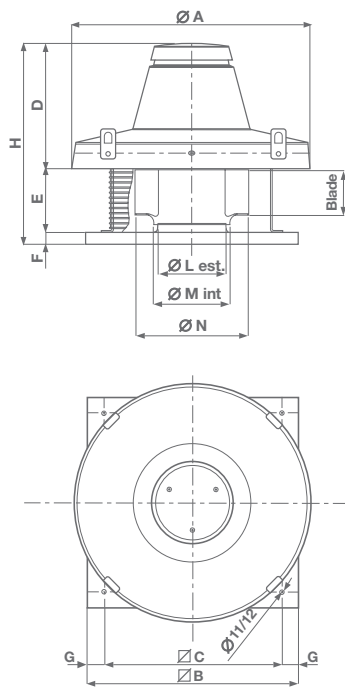
TECHNICAL DATA

	Models	Code	V ~ 50 Hz	W	A	Poles	RPM	Max Airflow		Max Pressure		Lp dB(A)*	Max °C	Kg
								m³/h	l/s	mmH ₂ O	Pa			
Three - phase	TRT 100 E 6P	15074	400	1100	2.30	6	950	10800	3000	48	471	77	85	117
	TRT 100 E 8P	15075	400	930	2.10	8	715	11000	3056	34	334	71	80	127
	TRT 150 E 6P	15076	400	1930	3.45	6	930	15000	4167	61	598	80	80	128
	TRT 150 E 8P	15077	400	1600	3.10	8	715	15000	4167	45	441	74	75	132
	TRT 180 E 6P	15078	400	3100	5.95	6	970	16000	4444	79	775	83	80	130
	TRT 210 E 6P	15079	400	3400	6.40	6	980	18000	5000	79	775	84	70	132

* The sound pressure values conform to standard ISO 3744.

The appliances are designed so that they are able to operate at an air temperature more than 65°C.

DIMENSIONS




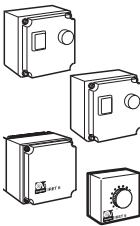
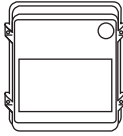

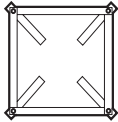
Single - phase

Three - phase

Models	Ø A	B	C	D	E	F	G	H	Ø L	Ø M	Ø N	Blade
TRM 10 E 4P	600	410	357	310	108	38	26.5	456	170	187.5	283	101
TRM 15 E 4P	600	410	357	310	108	38	26.5	456	182	199	315	100
TRM 20 E 4P	780	550	500	398	128	38	25	564	219	236.5	359	125
TRM 30 E 4P	780	550	500	398	146	38	25	582	244	265.5	404	140
TRM 50 E 4P	780	550	500	398	173	38	25	609	278	298	454	160
TRM 70 E 4P	1015	830	750	449	283	38	40	770	328	335	504	160
TRT 10 E 4P	600	410	357	310	108	38	26.5	456	170	187.5	283	101
TRT 15 E 4P	600	410	357	310	108	38	26.5	456	182	199	315	100
TRT 20 E 4P	780	550	500	398	128	38	25	564	219	236.5	359	125
TRT 30 E 4P	780	550	500	398	146	38	25	582	244	265.5	404	140
TRT 50 E 4P	780	550	500	398	173	38	25	609	278	298	454	160
TRT 70 E 4P	1015	830	750	449	283	38	40	770	328	335	504	160
TRT 70 E 6P	1015	830	750	449	283	38	40	770	365	375	564	180
TRT 100 E 4P	1015	830	750	449	283	38	40	770	365	375	564	180
TRT 100 E 6P	1165	980	900	605	383	38	40	1026	415	421	635	224
TRT 100 E 8P	1165	980	900	605	383	38	40	1026	465	472	715	224
TRT 150 E 6P	1165	980	900	605	383	38	40	1026	465	472	715	250
TRT 150 E 8P	1165	980	900	605	383	38	40	1026	520	529	805	250
TRT 180 E 6P	1165	980	900	605	383	38	40	1026	520	529	805	224
TRT 210 E 6P	1165	980	900	605	383	38	40	1026	520	529	805	250

Dimensions (mm)

ACCESSORIES

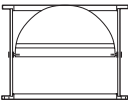

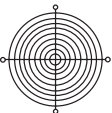
	Description	Code	Product
	IRM 30 - Three position single phase speed controller	12921	15115 - 15205
	IRM 40 - Three position single phase speed controller	12922	15216 - 15356
	IRM 50 - Three position single phase speed controller	12928	15556
	IRT 15 - Three position three phase speed controller	12923	15155 - 15215 - 15255
	IRT 35 - Three phase variable voltage drive	12924	15072 - 15075 - 15355 - 15555
	IRT 40 - Three position three phase speed controller	12927	15071 - 15074
	IREM 3 - Single - phase speed controller	12931	15115 - 15205 - 15216 - 15356
	IREM 5 - Single - phase speed controller	12932	15070 - 15115 - 15205 - 15556
	IREM 9 - Single - phase speed controller	12933	15115 - 15205 - 15070
	IRET 6 - Three - phases speed controller	12934	15071 - 15072 - 15074 - 15075 - 15076 - 15077
	IREM INVERTER 1.4 - Single - phase speed controller INVERTER	12935	15155 - 15215 - 15255 - 15355
	IREM INVERTER 4.2 - Single - phase speed controller INVERTER	12936	15555 - 15071 - 15072 - 15074 - 15075
	IREM INVERTER 7 - Single - phase speed controller INVERTER	12937	15073 - 15076 - 15077
	IRET INVERTER 1.2 - Three - phase speed controller INVERTER	12909	15155 - 15215 - 15255 - 15355
	IRET INVERTER 2.2 - Three - phase speed controller INVERTER	12925	15555 - 15071 - 15072 - 15074 - 15075
	IRET INVERTER 5 - Three - phase speed controller INVERTER	12947	15073 - 15076 - 15077
	IREM INVERTER 4M - Single - phase speed controller	12815	15115 - 15205 - 15216 - 15356
	IREM INVERTER 6 M - Single - phase speed controller	12818	15556 - 15070
	IRET INVERTER 2.5 M - Three - phase speed controller	12816	15155 - 15255 - 15215 - 15355 - 15555 - 15071 - 15072 - 15075
	IRET INVERTER 5 M - Three - phase speed controller	12817	15073 - 15074 - 15076 - 15077
	POTENTIOMETER	12819	for code 12815 - 12816 - 12817 - 12818
	TR-CU - 10/15 Sub - frame	22511	15115 - 15155 - 15205 - 15255
	TR-CU - 20/30/50 Sub - frame	22512	15215 - 15216 - 15355 - 15356 - 15555 - 15556
	TR-CU - 70/100 Sub - frame	22539	15070 - 15071 - 15072 - 15073
	TR-CU - 100/150/180/210 Sub - frame	22540	15074 - 15075 - 15076 - 15077 - 15078 - 15079



TORRETTE TR E RANGE

Centrifugal roof fans for horizontal discharge

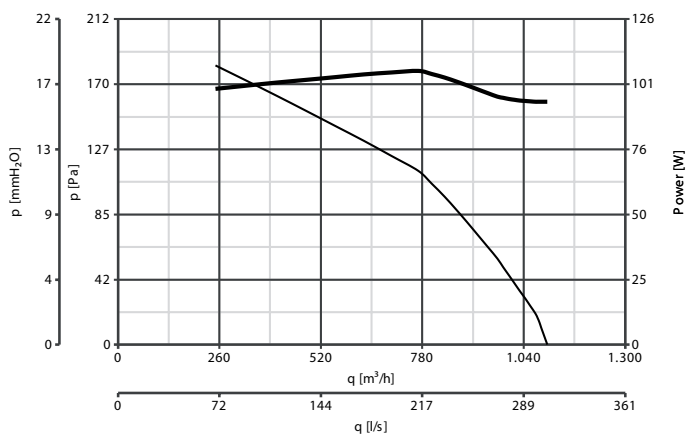
ACCESSORIES

	Description	Code	Product
	TR-S - 10/15 Backdraught shutter	22500	15115 - 15155 - 15205 - 15255
	TR-S - 20/30/50 Backdraught shutter	22510	15215 - 15216 - 15355 - 15356 - 15555 - 15556
	TR-S - 70/100 Backdraught shutter	22541	15070 - 15071 - 15072 - 15073
	TR-S - 100/150/180/210 Backdraught shutter	22542	15074 - 15075 - 15076 - 15077 - 15078 - 15079
	TR-B - 10/15 Suction connector	22600	15115 - 15155 - 15205 - 15255
	TR-B - 20/30/50 Suction connector	22610	15215 - 15216 - 15355 - 15356 - 15555 - 15556
	TR-B - 70/100 Suction connector	22508	15070 - 15071 - 15072 - 15073
	TR-B - 100/150/180/210 Suction connector	22509	15074 - 15075 - 15076 - 15077 - 15078 - 15079
	TR-G - 10/15 Intake port protection grille	22700	15115 - 15155 - 15205 - 15255
	TR-G - 20/30/50 Intake port protection grille	22710	15215 - 15216 - 15355 - 15356 - 15555 - 15556
	TR-G - 70/100 Intake port protection grille	22506	15070 - 15071 - 15072 - 15073
	TR-G - 100/150/180/210 Intake port protection grille	22507	15074 - 15075 - 15076 - 15077 - 15078 - 15079

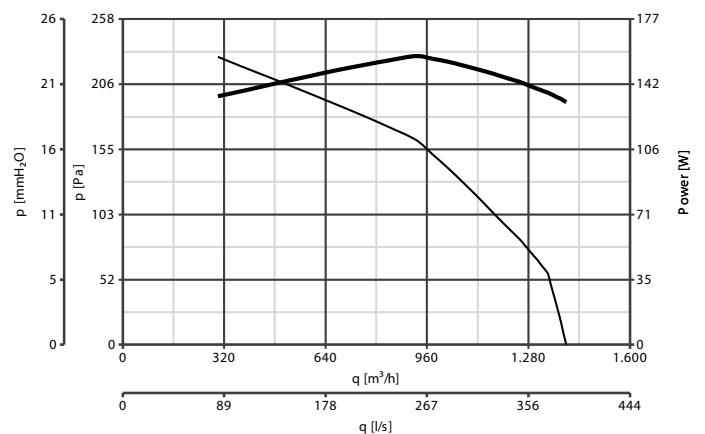
PERFORMANCE CURVES

— P= power consumption — ps = delivery

TRM 10 E 4P cod. 15115

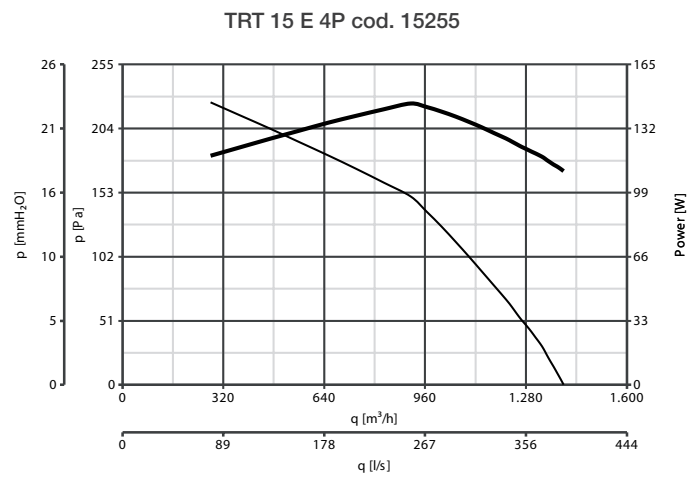
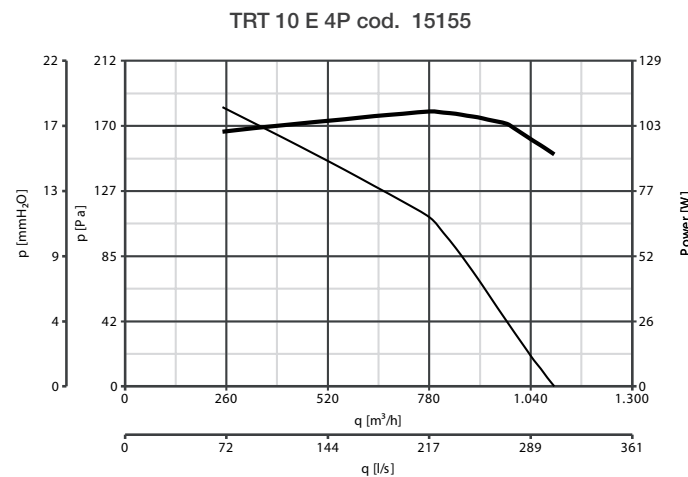
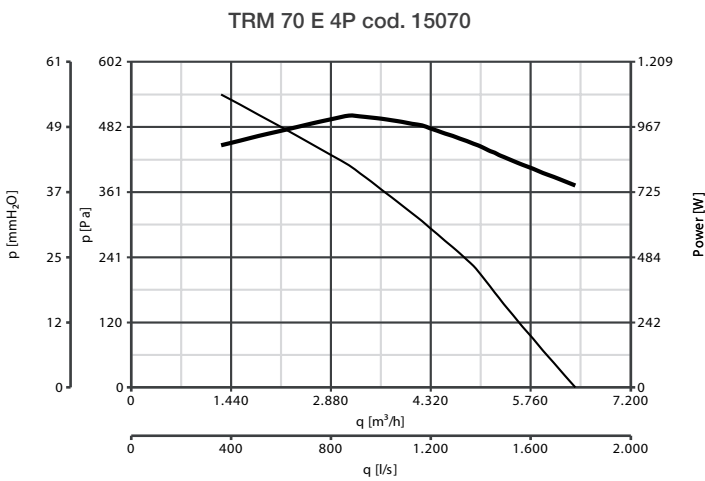
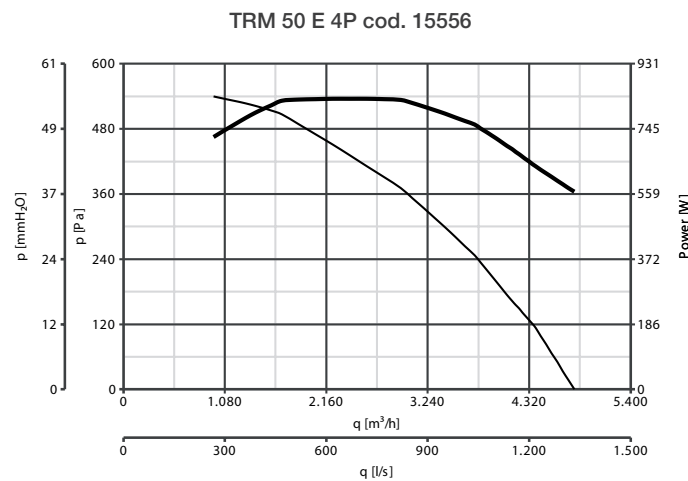
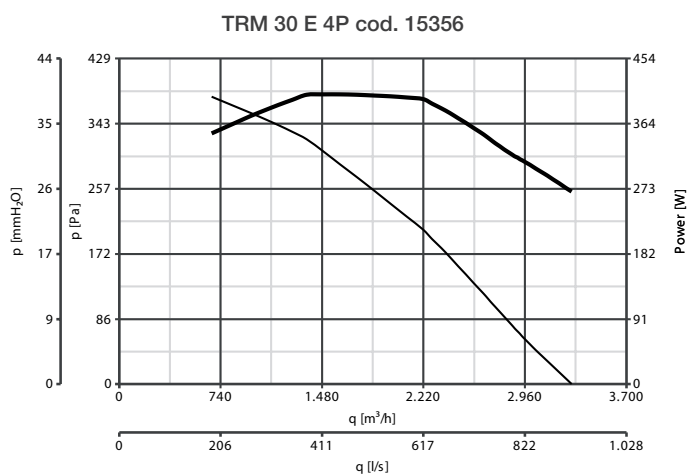
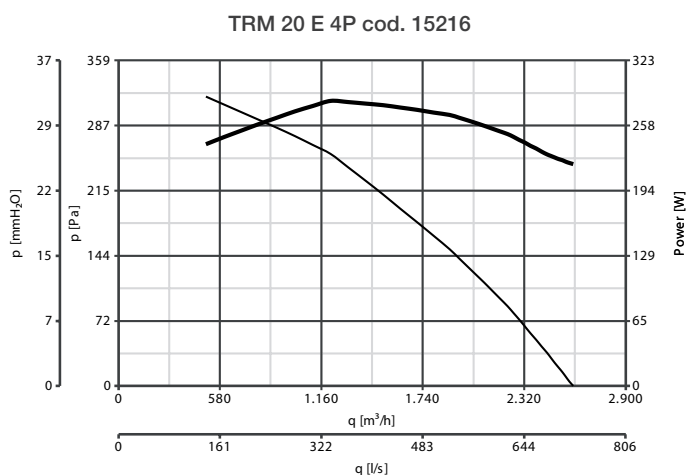


TRM 15 E 4P cod. 15205



PERFORMANCE CURVES

— P= power consumption — ps = delivery



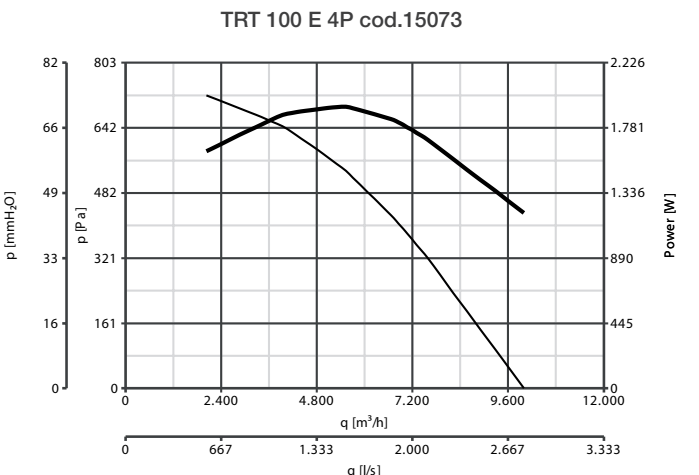
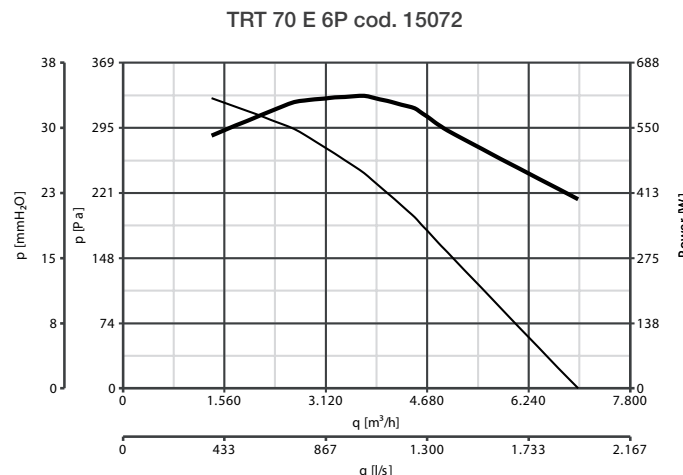
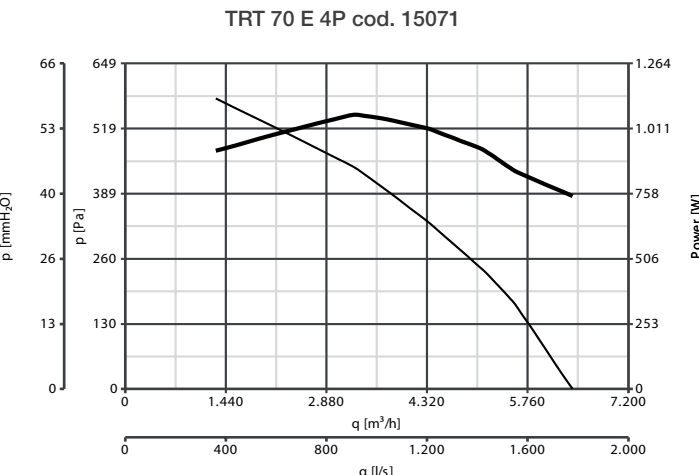
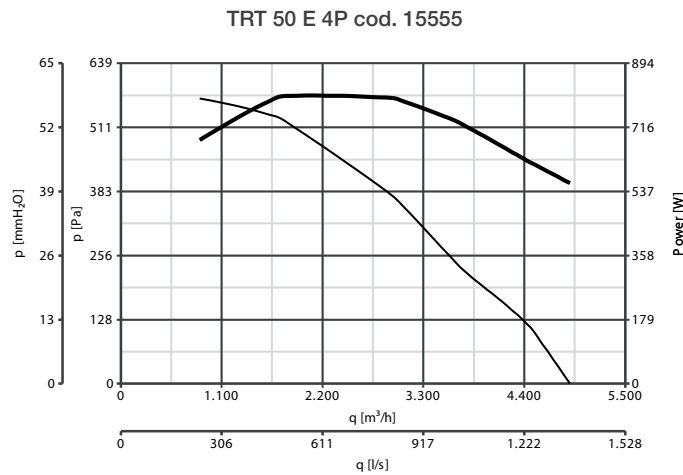
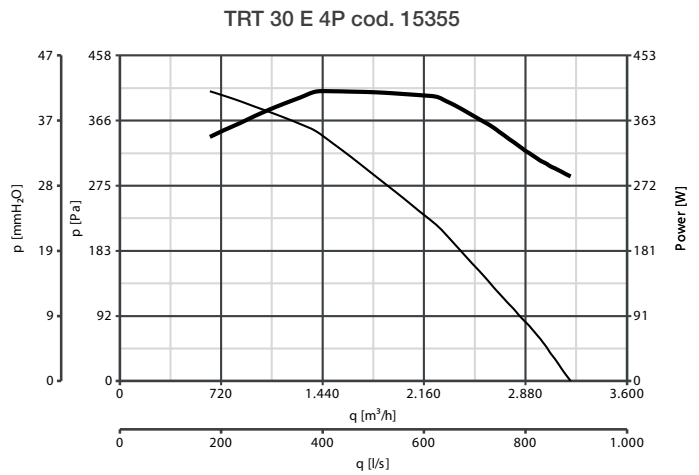
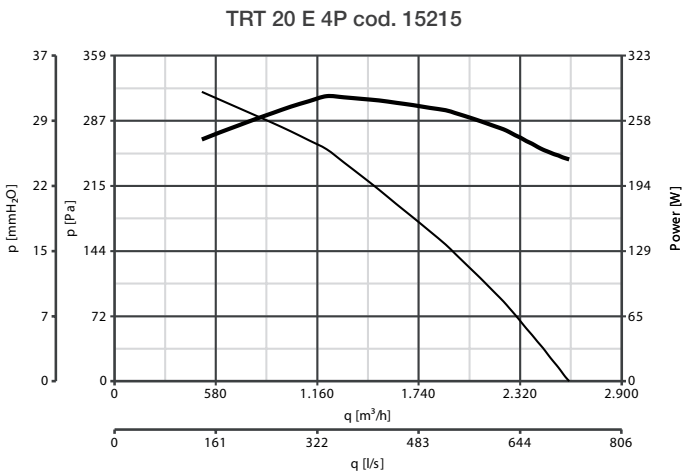


TORRETTE TR E RANGE

Centrifugal roof fans for horizontal discharge

PERFORMANCE CURVES

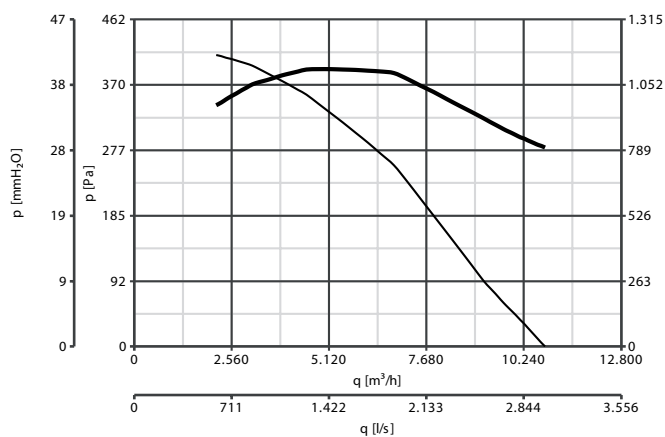
— P= power consumption — ps = delivery



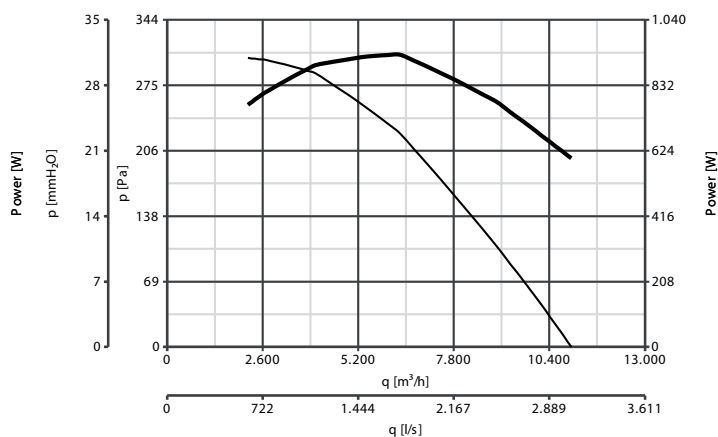
PERFORMANCE CURVES

— P= power consumption — ps = delivery

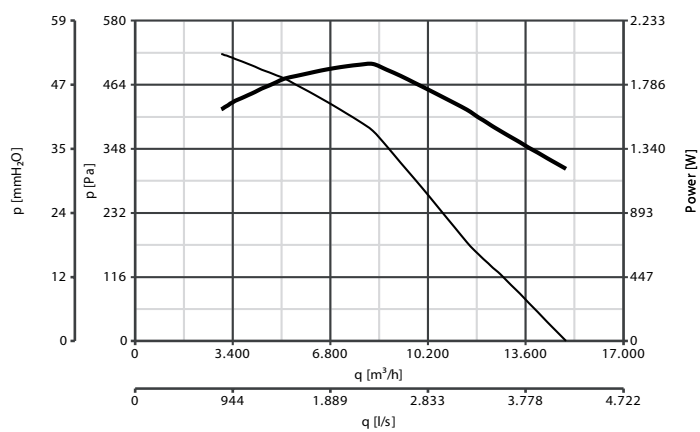
TRT 100 E 6P cod. 15074



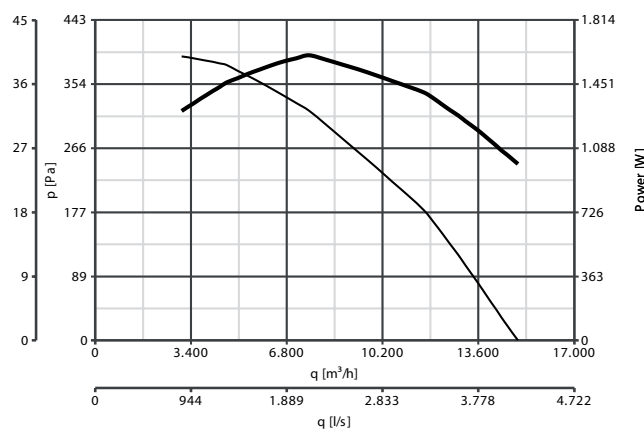
TRT 100 E 8P cod. 15075



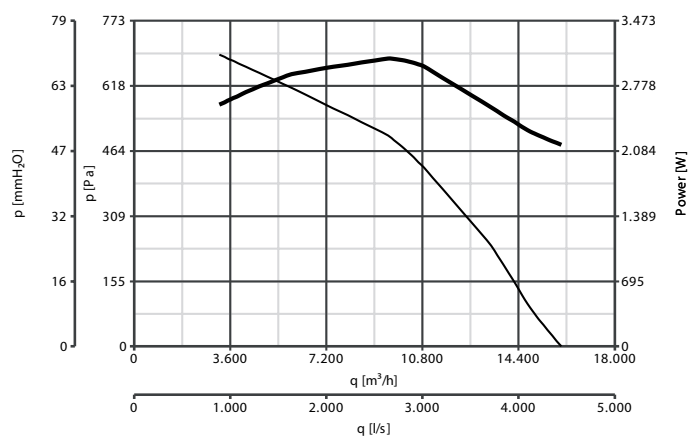
TRT 150 E 6P cod. 15076



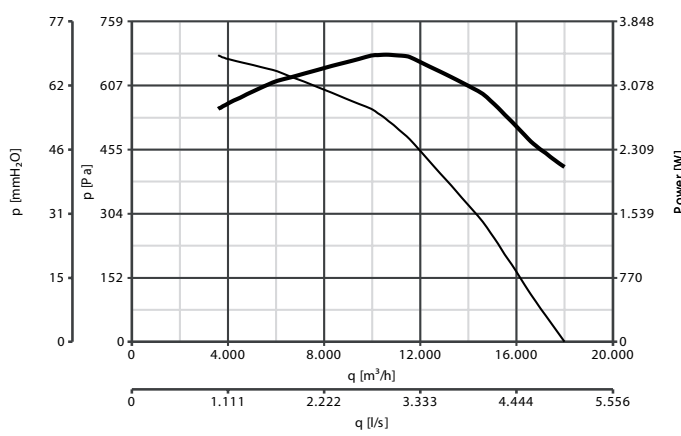
TRT 150 E 8P cod. 15077



TRT 180 E 6P cod. 15078



TRT 210 E 6P cod. 15079



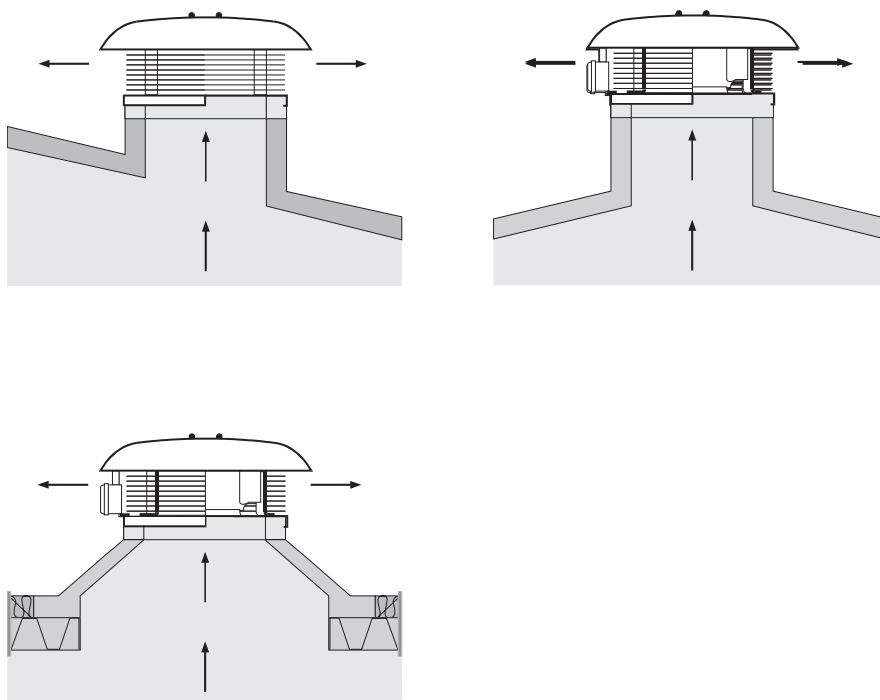
TORRETTE RF-EU RANGE


Centrifugal roof fans for horizontal discharge

PRODUCT SPECIFICATIONS

Suitable for application in residential and industrial environments, for factories, hospitals, nightclubs, offices, theatres, apartment blocks, gyms, restaurants, etc... Easy to install on top of all roofs.

- 17 models: 6 single-phase and 11 three-phase.
- Induction motors (single and three phase) of external rotor design, equipped with thermal overload cutout and mounted on ball bearings.
- Centrifugal impeller, plastic or aluminium, with self-cleaning backward-curved blades.
- Sheet steel motor cover, pickled and phosphated with polyester powder coated finish, colour metallic grey.
- Protective safety and bird-stop grille, fashioned from electrically welded steel rings with galvanizing treatment.
- Operating temperatures: -15 °C to +40 °C for models T10, T20, T70 6P, T100 6P; -20 °C to +40 °C for models M30, M50, M70, T15, T30, T50, T70 4P, T100 4P, T100 8P, T150; -30 °C a +40 °C for models M10, M15, M20.
- Can be controlled by an optional speed controller.
- Max airflow up to 18.000 m³/h.
- Delivery up to 14500 m³/h.
- Protection rating: IP24.
- Motor insulation class F.
- Insulation class: Cl.I ⚡.





KEY FEATURES

- For installation in commercial and industrial environments, gyms, discos, offices, theatres, apartment buildings, restaurants, etc.
- To assure product safety over time, all models are fitted with a safety cable to anchor the machine to the support base.
- Easy to install on all types of roof.
- Secure using the eyebolt to facilitate lifting and transportation.
- For low dust, acid-free and non-corrosive air extraction only. Not suitable for installation on ducts located directly above fireplaces or burners.

TECHNICAL DATA

	Models	Code	V ~ 50 Hz	W	A	Poles	RPM	Max Airflow		Max Pressure		Lp dB(A)*	Max °C	Kg
								m³/h	l/s	mmH₂O	Pa			
Single - phase	RF-EU M10 4P	15120	230	92	0.41	4	1345	1365	379	18.8	184	35.8	50	11,7
	RF-EU M15 4P	15121	230	118	0.56	4	1400	1440	400	22.8	223	28.3	45	12,6
	RF-EU M20 4P	15122	230	150	0.66	4	1395	2150	597	28.7	281	34.1	60	13,0
	RF-EU M30 4P	15123	230	500	2.33	4	1370	4000	1111	43.7	428	43.6	50	25,4
	RF-EU M50 4P	15124	230	470	2.14	4	1328	3900	1083	50.6	496	39.7	60	27,5
	RF-EU M70 4P	15125	230	906	4.42	4	1310	6700	1861	44.4	435	47.2	60	33,8
	RF-EU T10 4P	15126	400	93	0.21	4	1367	1350	375	20.7	203	30.5	60	12,8
Three - phase	RF-EU T15 4P	15127	400	137	0.28	4	1387	1810	503	25.9	254	37.7	60	13,8
	RF-EU T20 4P	15128	400	258	0.49	4	1395	2980	828	37.2	365	36.6	60	22,3
	RF-EU T30 4P	15129	400	523	1.04	4	1400	4100	1139	54.9	538	38.7	60	25,4
	RF-EU T50 4P	15130	400	700	1.44	4	1400	5100	1417	66.1	648	50.3	60	28,2
	RF-EU T70 4P	15131	400	853	1.63	4	1370	5850	1625	66.2	649	49.1	60	29,5
	RF-EU T70 6P	15132	400	721	1.57	6	900	8100	2250	40.7	399	43.8	60	55,5
	RF-EU T100 4P	15133	400	2700	4.92	6	1430	13100	3639	98.0	961	58.3	60	64,2

TORRETTE RF-EU RANGE

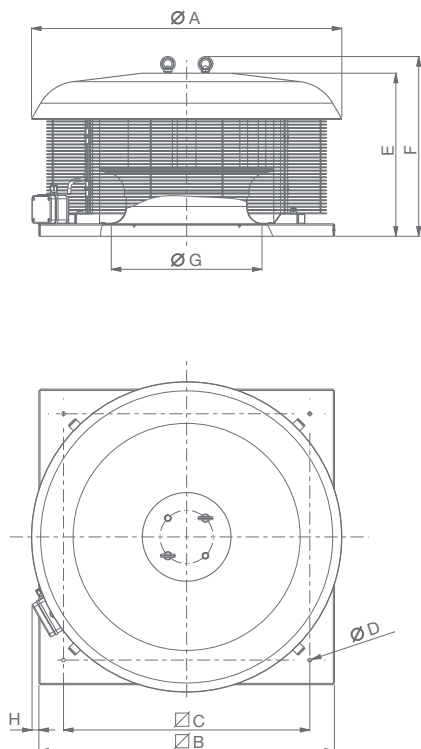
Centrifugal roof fans for horizontal discharge

TECHNICAL DATA

	Models	Code	V ~ 50 Hz	W	A	Poles	RPM	Max Airflow		Max Pressure		Lp dB(A)*	Max °C	Kg
								m³/h	l/s	mmH ₂ O	Pa			
Three - phase	RF-EU T100 6P	15134	400	1210	2.60	6	910	12000	3333	51.8	508	46.9	60	64,7
	RF-EU T100 8P	15135	400	830	1.85	6	650	11000	3055	30.9	303	43.5	60	76,8
	RF-EU T150 6P	15136	400	1990	3.85	6	890	14500	4028	56.0	549	46.1	60	77,3

* The sound pressure values conform to standard ISO 9614-3.

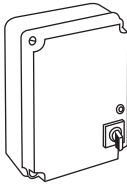
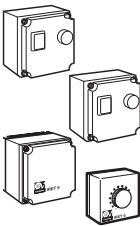

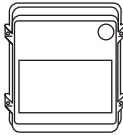

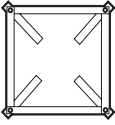
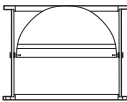

DIMENSIONS



	Models	Ø A	Ø B	Ø C	Ø D	E	F	Ø G	H	Kg
Single - phase	RF-EU M10 4P	540	410	357	11	215	254	242	69	13.9
	RF-EU M15 4P	540	410	357	11	255	293	235	69	14.8
	RF-EU M20 4P	540	410	357	11	281	320	261	69	15.5
	RF-EU M30 4P	720	550	500	11	358	397	325	76	29.1
	RF-EU M50 4P	720	550	500	11	328	366	325	76	31.3
	RF-EU M70 4P	720	550	500	11	455	506	410	76	32
	RF-EU T10 4P	540	410	357	11	256	295	235	69	15
Three - phase	RF-EU T15 4P	540	410	357	11	282	321	255	69	16.2
	RF-EU T20 4P	720	550	500	11	327	366	292	69	26.3
	RF-EU T30 4P	720	550	500	11	328	366	325	69	29.3
	RF-EU T50 4P	720	550	500	11	330	369	362	69	32.2
	RF-EU T70 4P	720	550	500	11	366	405	362	69	33
	RF-EU T70 6P	945	900	750	11	497	548	460	21	57
	RF-EU T100 4P	945	900	750	11	490	540	456	21	60
	RF-EU T100 6P	945	900	750	11	535	586	510	21	66
	RF-EU T100 8P	945	900	750	11	595	646	576	21	81
	RF-EU T150 6P	945	900	750	11	595	646	576	21	81

Dimensions (mm)

ACCESSORIES

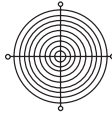
	Description	Code	Product
	IRM 30 - Three position single phase speed controller	12921	15115 - 15205
	IRM 40 - Three position single phase speed controller	12922	15216 - 15356
	IRM 50 - Three position single phase speed controller	12928	15556
	IRT 15 - Three position three phase speed controller	12923	15155 - 15215 - 15255
	IRT 35 - Three phase variable voltage drive	12924	15072 - 15075 - 15355 - 15555
	IRT 40 - Three position three phase speed controller	12927	15071 - 15074
	IREM 3 - Single - phase speed controller	12931	15115 - 15205 - 15216 - 15356
	IREM 5 - Single - phase speed controller	12932	15070 - 15115 - 15205 - 15556
	IREM 9 - Single - phase speed controller	12933	15115 - 15205 - 15070
	IRET 6 - Three - phases speed controller	12934	15071 - 15072 - 15074 - 15075 - 15076 - 15077
	C 1.5 Speed controller	12966	15115 - 15205
	IREM INVERTER 4M - Single - phase speed controller	12815	15115 - 15205 - 15216 - 15356
	IREM INVERTER 6 M - Single - phase speed controller	12818	15556 - 15070
	IRET INVERTER 2.5 M - Three - phase speed controller	12816	15155 - 15255 - 15215 - 15355 - 15555 - 15071 - 15072 - 15075
	IRET INVERTER 5 M - Three - phase speed controller	12817	15073 - 15074 - 15076 - 15077
	POTENTIOMETER	12819	for code 12815 - 12816 - 12817 - 12818
	TR-CU - 10/15 Sub - frame	22511	15115 - 15155 - 15205 - 15255
	TR-CU - 20/30/50 Sub - frame	22512	15215 - 15216 - 15355 - 15356 - 15555 - 15556
	TR-CU - 70/100 Sub - frame	22539	15070 - 15071 - 15072 - 15073
	TR-S - 20/30/50 Backdraught shutter	22510	15215 - 15216 - 15355 - 15356 - 15555 - 15556
	TR-S - 70/100 Backdraught shutter	22541	15070 - 15071 - 15072 - 15073
	TR-S - 100/150/180/210 Backdraught shutter	22542	15074 - 15075 - 15076 - 15077 - 15078 - 15079
	TR-B - 20/30/50 Suction connector	22610	15215 - 15216 - 15355 - 15356 - 15555 - 15556
	TR-B - 70/100 Suction connector	22508	15070 - 15071 - 15072 - 15073
	TR-B - 100/150/180/210 Suction connector	22509	15074 - 15075 - 15076 - 15077 - 15078 - 15079



TORRETTE RF-EU RANGE

Centrifugal roof fans for horizontal discharge

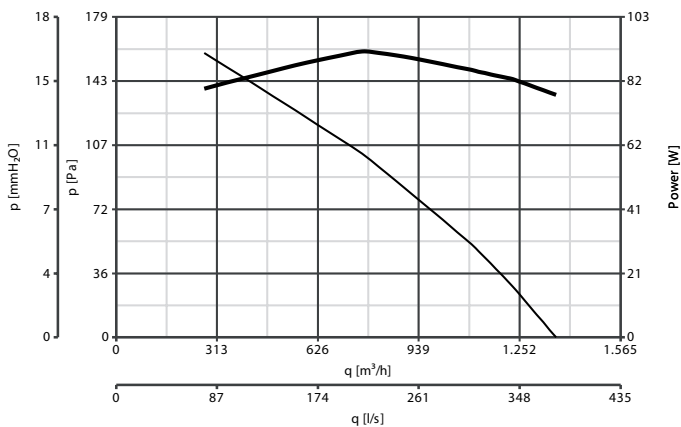
ACCESSORIES

	Description	Code	Product
	TR-G - 20/30/50 Intake port protection grille	22710	15215 - 15216 - 15355 - 15356 - 15555 - 15556
	TR-G - 70/100 Intake port protection grille	22506	15070 - 15071 - 15072 - 15073
	TR-G - 100/150/180/210 Intake port protection grille	22507	15074 - 15075 - 15076 - 15077 - 15078 - 15079

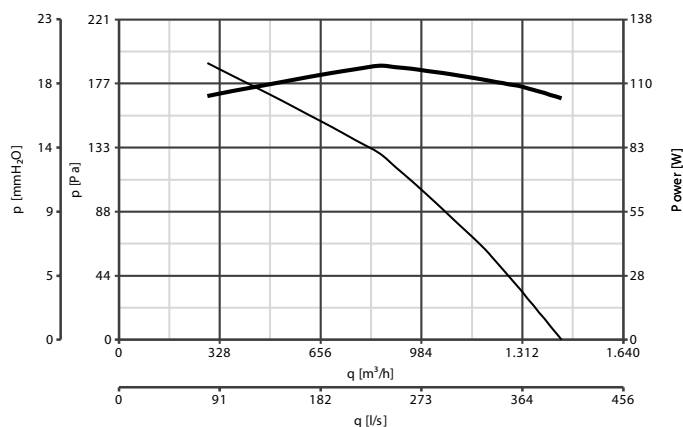
PERFORMANCE CURVES

— P = power consumption — ps = delivery

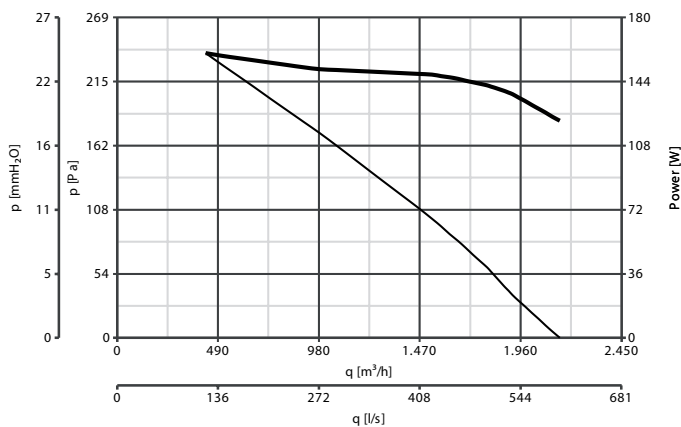
RF-EU M10 4P cod. 15120



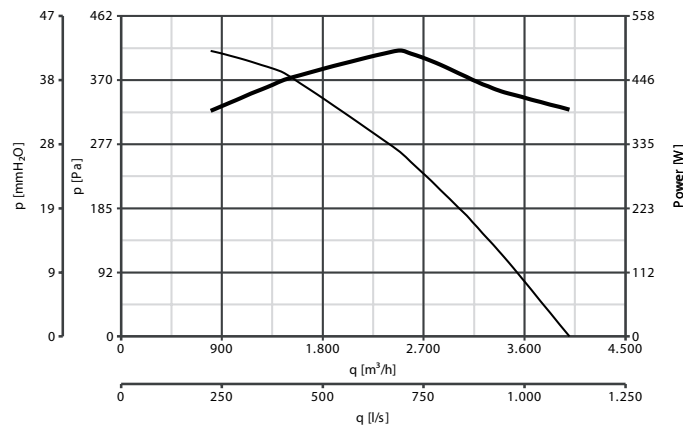
RF-EU M15 4P cod. 15121



RF-EU M20 4P cod. 15122

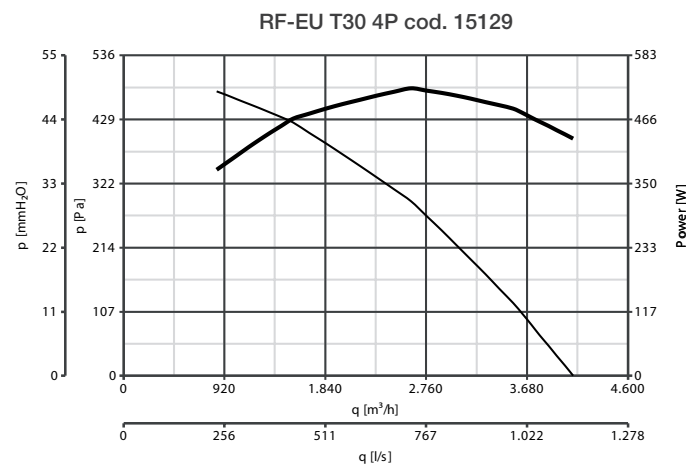
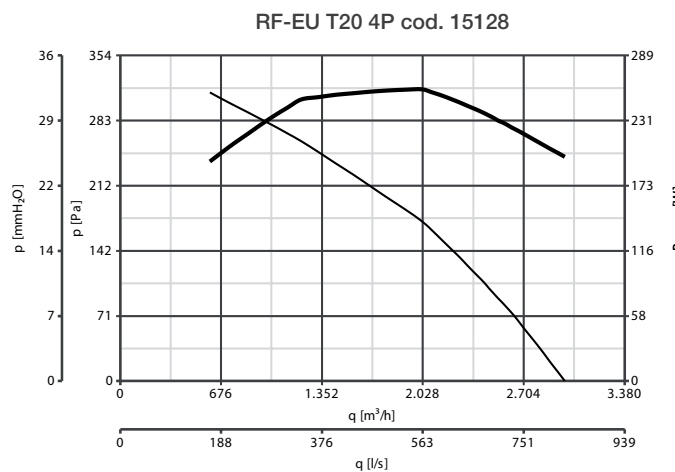
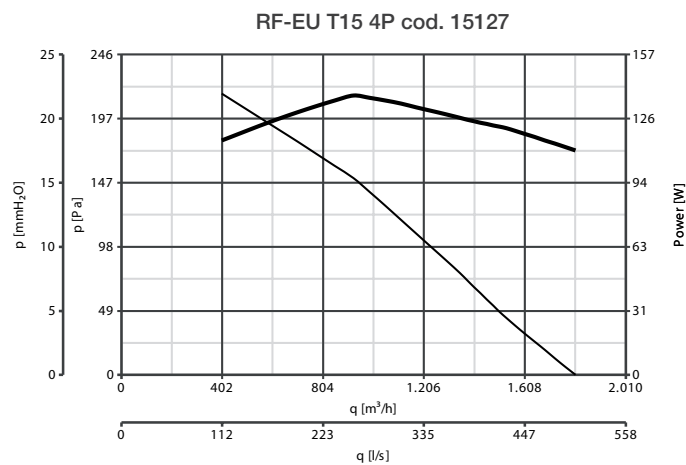
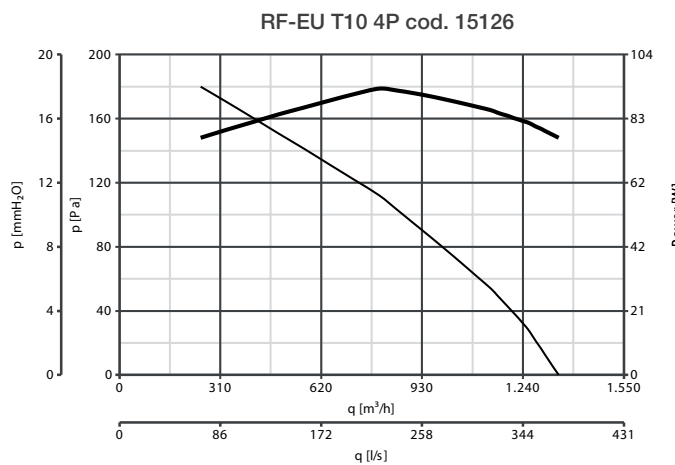
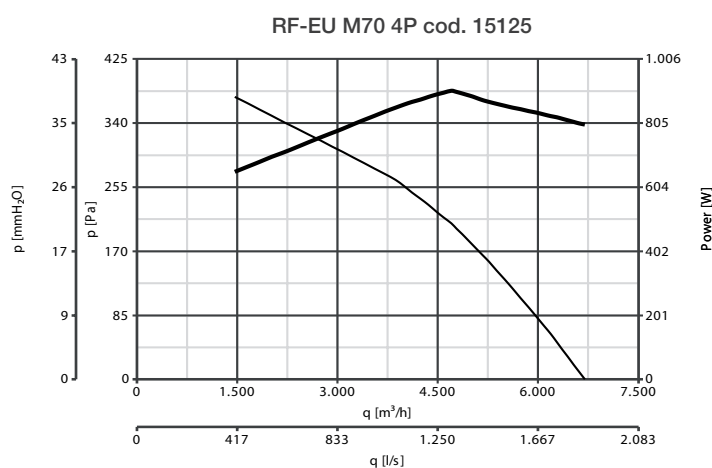
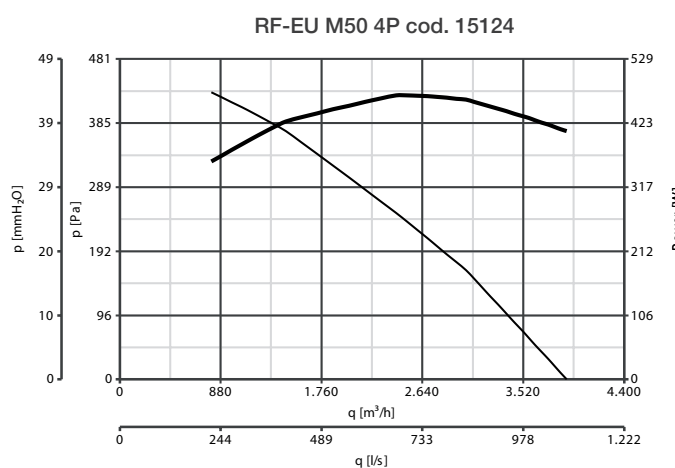


RF-EU M30 4P cod. 15123



PERFORMANCE CURVES

— P= power consumption — ps = delivery



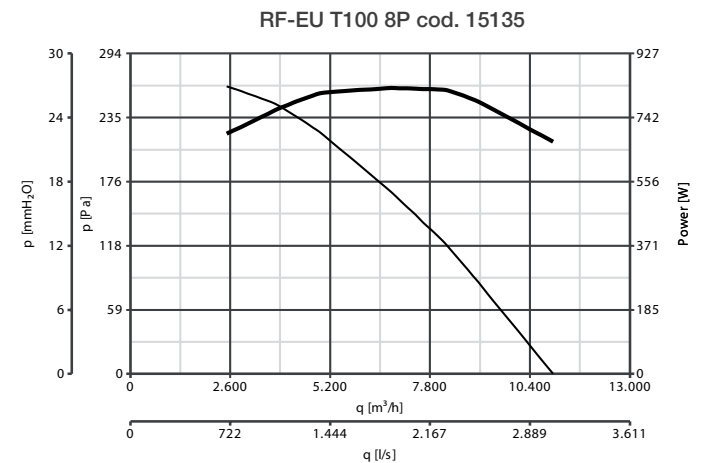
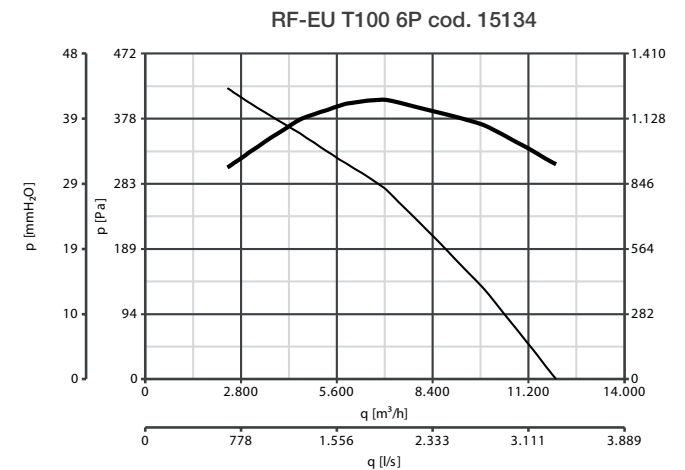
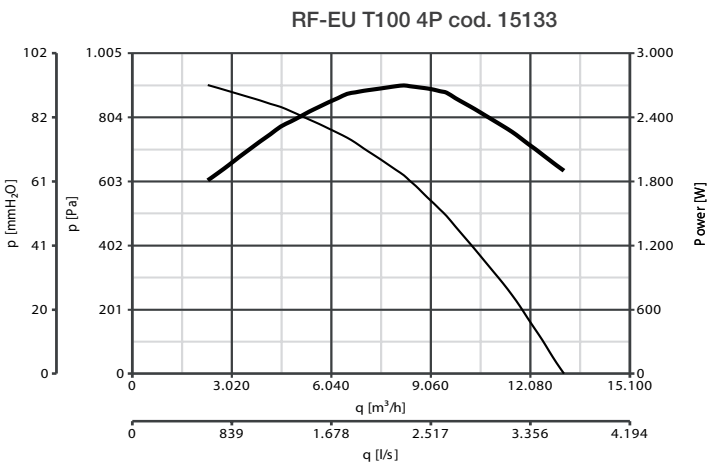
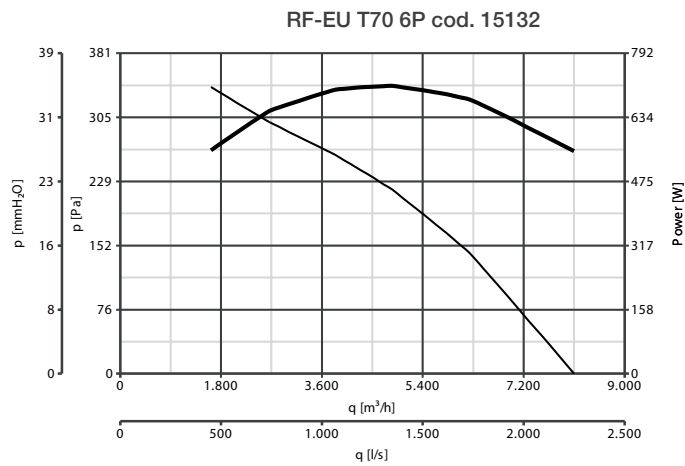
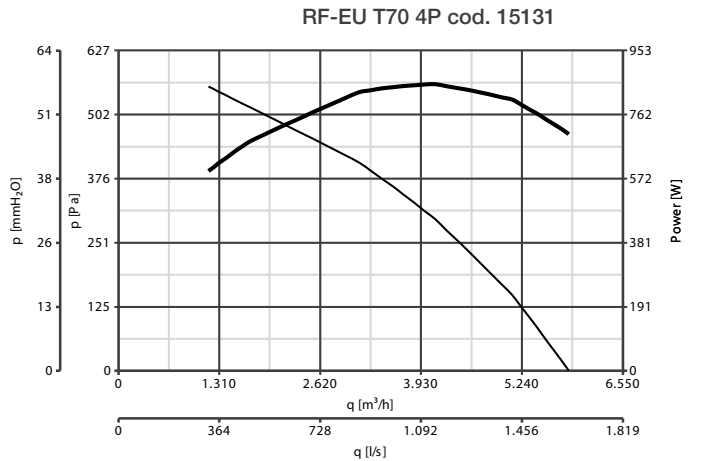
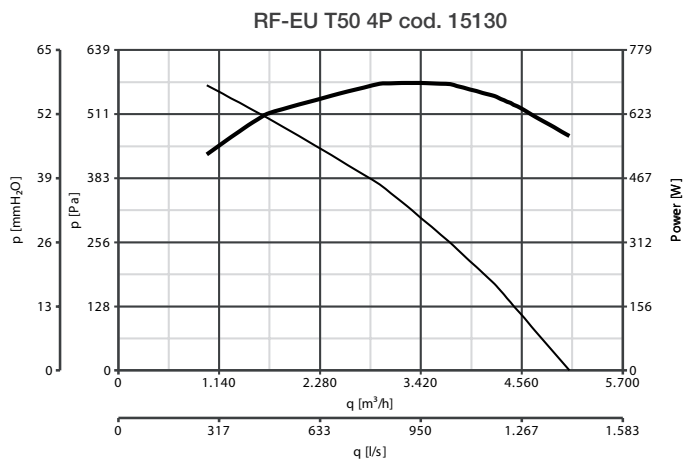


TORRETTE RF-EU RANGE

Centrifugal roof fans for horizontal discharge

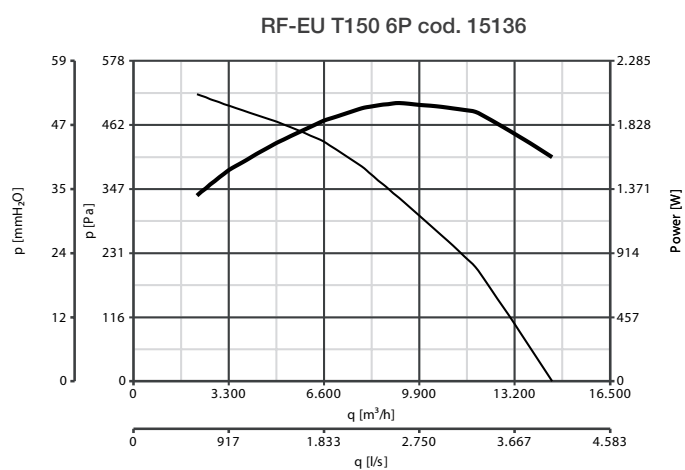
PERFORMANCE CURVES

— P= power consumption — ps = delivery



PERFORMANCE CURVES

— P= power consumption — ps = delivery



APPLICATIONS



TORRETTE TR-ED RANGE

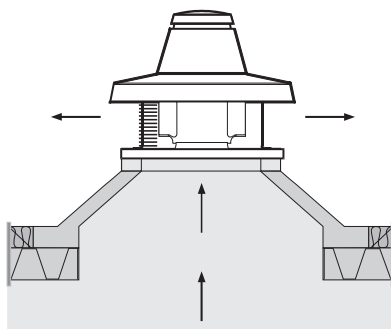
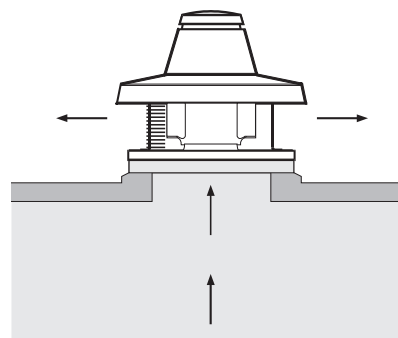
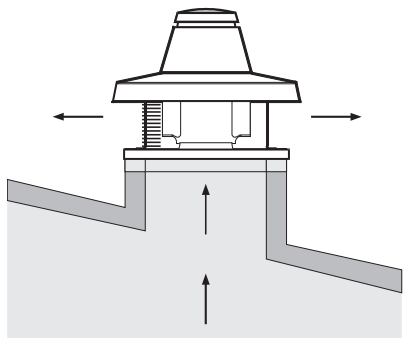
Centrifugal roof fans with horizontal discharge
for hot fumes extraction

PRODUCT SPECIFICATIONS



Suitable for mounting on flat roofs of commercial, industrial buildings and blocks of flats, etc.

- 20 models: 6 single phase and 14 three phase.
- All models fitted with steel bird guard.
- Asynchronous induction motors, thermally protected, standard UNELMEC B5 size, ball bearing mounted shafts.
- Galvanised steel sheet fan with self cleaning, backward curved blades, self-ventilating, die casted aluminium hub, clockwise rotation (intake view).
- Streamlined cross-section intake port, made of polyester sheet steel painted.
- For long term safety each unit has a safety cable to anchor it to the base.
- Delivery: up to 18.000 m³/h.
- In countries that do not recognize the N°327/2011/UE European Regulation the usage is admitted for applications different from hot fumes treatment, ambient temperature between -25°C and +90°C.
- Motors insulation class H.
- Protection rating: IP55
- Insulation class: Cl.I Ⓣ.





KEY FEATURES

- Easy to install on all types of roof. For low dust, acid-free and non-corrosive air extraction only.
Not suitable for installation in ducts located directly above fireplaces or burners.
- Engineered for 2 hours continuous extraction of fumes at 400 °C according to EN 12101-3.
- Three-phase modes 10-150: 2 speeds; minimum speed not available for hot fumes extraction.

TECHNICAL DATA

	Models	Code	V ~ 50 Hz	W min/max	A min/max	Poles	RPM min/max	Max Airflow		Max Pressure		Lp dB(A)*	Max °C	Kg
								m³/h min/max	l/s min/max	mm H ₂ O min/max	Pa min/max			
Single - phase	TRM 10 ED 4P	15039	200-240	110	0.46	4	1395	1000	278	20	196	56	400 °C/2h	18.5
	TRM 15 ED 4P	15041	200-240	140	0.60	4	1315	1400	389	24	235	58.5	400 °C/2h	19
	TRM 20 ED 4P	15043	200-240	270	1.20	4	1375	2200	611	34	334	68	400 °C/2h	33
	TRM 30 ED 4P	15046	200-240	420	1.90	4	1285	3100	861	40	392	67	400 °C/2h	35
	TRM 50 ED 4P	15048	200-240	720	3.30	4	1290	4500	1250	52	510	72.5	400 °C/2h	40
	TRM 70 ED 4P	15080	200-240	1020	4.50	4	1415	5800	1611	65	638	77	400 °C/2h	80
Three - phase	TRT 10 ED 4P	15040	380-415	72 100	0.13 0.24	4	1270 1430	890 1100	247 306	17 21	167 206	56	400 °C/2h	18.5
	TRT 15 ED 4P	15042	380-415	93 130	0.16 0.27	4	1150 1400	1100 1400	306 389	16 24	157 235	58.5	400 °C/2h	19
	TRT 20 ED 4P	15045	380-415	208 270	0.32 0.53	4	1050 1400	1800 2200	500 611	24 34	235 334	68	400 °C/2h	33
	TRT 30 ED 4P	15047	380-415	305 420	0.48 0.75	4	1070 1400	2555 3100	710 861	30 43	294 422	67	400 °C/2h	35
	TRT 50 ED 4P	15049	380-415	530 690	0.80 1.20	4	1150 1400	3800 4500	1056 1250	38 52	373 510	72.5	400 °C/2h	40

TORRETTE TR-ED RANGE

Centrifugal roof fans with horizontal discharge
for hot fumes extraction

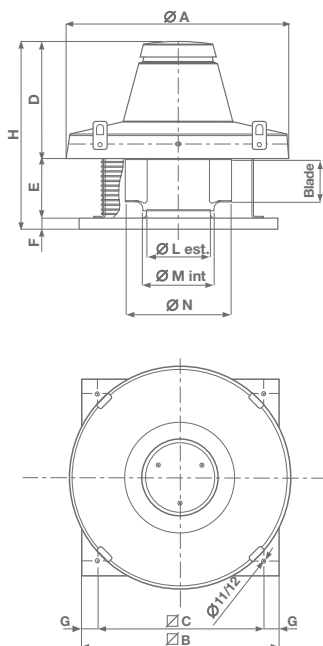
TECHNICAL DATA

Models	Code	V ~ 50 Hz	W min/max	A min/max	Poles	RPM min/max	Max Airflow		Max Pressure		Lp dB(A)*	Max °C	Kg
							m³/h min/max	l/s min/max	mm H ₂ O min/max	Pa min/max			
TRT 70 ED 4P	15081	380-415	820 1090	1.50 2.00	4	1150 1400	5300 6000	1472 1667	52 67	510 657	77	400 °C/2h	78
TRT 70 ED 6P	15082	380-415	420 580	0.80 1.30	6	750 950	5300 6000	1472 1667	30 38	294 373	74	400 °C/2h	81
TRT 100 ED 4P	15083	380-415	1400 1950	2.30 4.90	4	1200 1400	8300 9100	2306 2528	72 84	706 824	84	400 °C/2h	81.5
TRT 100 ED 6P	15084	380-415	900 1130	1.40 2.40	6	730 950	7550 8600	2097 2389	38 47	373 461	77	400 °C/2h	114
TRT 100 ED 8P	15085	380-415	600 860	1.20 2.00	8	570 715	8200 9200	2278 2556	28 34	275 334	71	400 °C/2h	124
TRT 150 ED 6P	15086	380-415	1280 1930	2.40 3.50	6	700 930	11000 12800	3056 3556	42 59	412 579	80	400 °C/2h	125
TRT 150 ED 8P	15087	380-415	1000 1500	2.00 3.00	8	610 715	11600 13500	3222 3750	34 42	334 412	74	400 °C/2h	129
TRT 180 ED 6P	15919	400	3200	6.11	6	950	16500	4583	79	775	83	400 °C/2h	127
TRT 210 ED 6P	15920	400	3460	6.42	6	950	18000	5000	80	785	84	400 °C/2h	129

Three - phase

* The sound pressure values conform to standard ISO 3744. The appliances are designed so that they are able to operate at an air temperature more than 65°C.

DIMENSIONS



Models	$\varnothing A$	B	C	D	E	F	G	H	$\varnothing L$	$\varnothing M$	$\varnothing N$	$\varnothing Q$	Blade
TRM 10 ED-V 4P	652	410	357	440	328	38	26.5	502	170	187.5	283	11	101.5
TRM 15 ED-V 4P	652	410	357	440	328	38	26.5	502	182	199	315	11	101.5
TRM 20 ED-V 4P	907	550	500	580	432	38	25	586	219	236.5	359	11	125
TRM 30 ED-V 4P	907	550	500	580	432	38	25	604	244	265.5	404	11	140
TRM 50 ED-V 4P	907	550	500	580	432	38	25	631	278	298	454	11	160
TRM 70 ED 4P	1144	830	750	860	491	38	40	723	328	335	504	12	180
TRT 10 ED-V 4P	652	410	357	440	328	38	26.5	502	170	187.5	283	11	101.5
TRT 15 ED-V 4P	652	410	357	440	328	38	26.5	502	182	199	315	11	101.5
TRT 20 ED-V 4P	907	550	500	580	432	38	25	586	219	236.5	359	11	125
TRT 30 ED-V 4P	907	550	500	580	432	38	25	604	244	265.5	404	11	140
TRT 50 ED-V 4P	907	550	500	580	432	38	25	631	278	298	454	11	160
TRT 70 ED-V 4P	1144	830	750	860	491	38	40	723	328	335	504	12	180
TRT 70 ED-V 6P	1144	830	750	860	491	38	40	723	365	375	564	12	180
TRT 100 ED-V 4P	1144	830	750	860	491	38	40	723	365	375	564	12	224


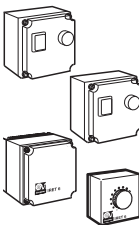

Dimensions (mm)

DIMENSIONS

Models	Ø A	B	C	D	E	F	G	H	Ø L	Ø M	Ø N	Ø Q	Blade
TRT 100 ED-V 6P	1462	980	900	1010	595	38	40	923	415	421	635	12	224
TRT 100 ED-V 8P	1462	980	900	1010	595	38	40	923	465	472	715	12	224
TRT 150 ED-V 6P	1462	980	900	1010	595	38	40	923	465	472	715	12	250
TRT 150 ED-V 8P	1462	980	900	1010	595	38	40	923	520	529	805	12	250
TRT 180 ED-V 6P	1462	980	900	1010	595	38	40	923	520	529	805	12	224
TRT 210 ED-V 6P	1462	980	900	1010	595	38	40	923	520	529	805	12	250

Dimensions (mm)

ACCESSORIES

	Description	Code	Product
	IRM 30 - Three position single phase speed controller	12921	15039 - 15041
	IRM 40 - Three position single phase speed controller	12922	15043 - 15046
	IRM 50 - Three position single phase speed controller	12928	15048
	IRT 15 - Three position three phase speed controller	12923	15040 - 15042 - 15045
	IRT 35 - Three phase variable voltage drive	12924	15047 - 15049 - 15082 - 15085
	IRT 40 - Three position three phase speed controller	12927	15084 - 15087
	IREM 3 - Single - phase speed controller	12931	15039 - 15041 - 15043 - 15046
	IREM 5 - Single - phase speed controller	12932	15048
	IREM 9 - Single - phase speed controller	12933	15080
	IRET 6 - Three - phases speed controller	12934	15081 - 15082 - 15083 - 15084 - 15085 - 15086 - 15087
	IRET INVERTER 1.2 - Three- phase speed controller INVERTER	12909	15040 - 15042 - 15045 - 15047
	IRET INVERTER 2.2 - Three - phase speed controller INVERTER	12925	15049 - 15081 - 15082 - 15085
	IRET INVERTER 5 - Three - phase speed controller INVERTER	12947	15083 - 15084 - 15086 - 15087
	IRET INVERTER 8 - Three - phase speed controller INVERTER	12989	15919 - 15920

TORRETTE TR-ED RANGE

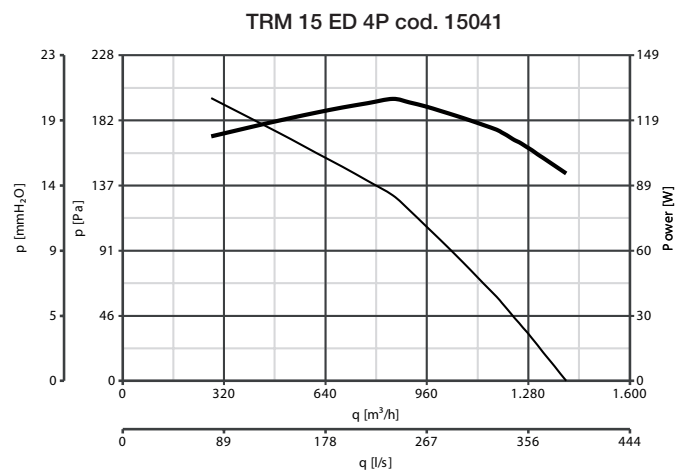
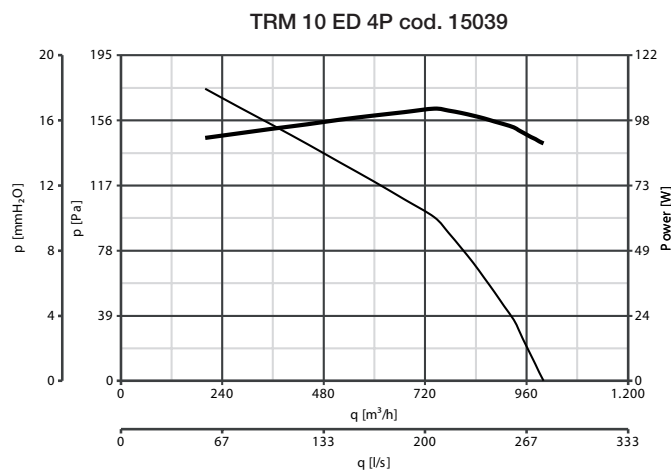
Centrifugal roof fans with horizontal discharge
for hot fumes extraction

ACCESSORIES

	Description	Code	Product
	IREM INVERTER 4M - Single - phase speed controller	12815	15039 - 15041 - 15043 - 15046 - 15048
	IREM INVERTER 6 M - Single - phase speed controller	12818	15080
	IRET INVERTER 2.5 M - Three - phase speed controller	12816	15040 - 15042 - 15045 - 15047 - 15049 - 15081 15082 - 15085
	IRET INVERTER 5 M - Three - phase speed controller	12817	15084 - 15086 - 15087
	POTENTIOMETER	12819	per i codici 12815 - 12816 - 12817 - 12818
	TR-CU - 10/15 Sub - frame	22511	15039 - 15040 - 15041 - 15042
	TR-CU - 20/30/50 Sub - frame	22512	15043 - 15045 - 15046 - 15047 - 15048 - 15049
	TR-CU - 70/100 Sub - frame	22539	15080 - 15081 - 15082 - 15083
	TR-CU - 100/150/180/210 Sub - frame	22540	15084 - 15085 - 15086 - 15087 - 15919 - 15920
	TR-G - 10/15 Intake port protection grille	22700	15039 - 15040 - 15041 - 15042
	TR-G - 20/30/50 Intake port protection grille	22710	15043 - 15045 - 15046 - 15047 - 15048 - 15049
	TR-G - 70/100 Intake port protection grille	22506	15080 - 15081 - 15082 - 15083
	TR-G - 100/150/180/210 Intake port protection grille	22507	15084 - 15085 - 15086 - 15087 - 15919 - 15920

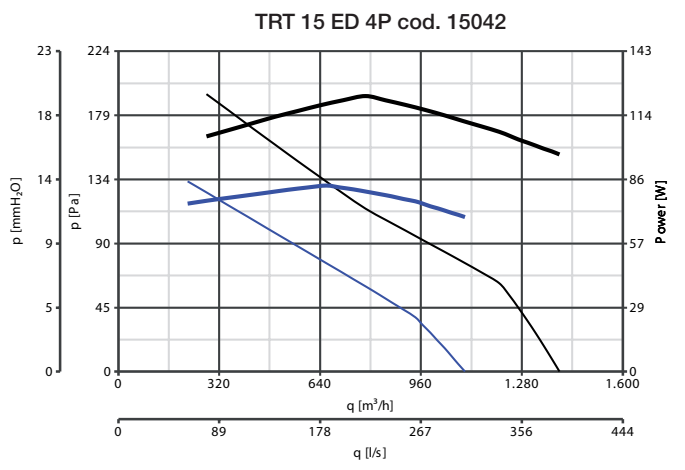
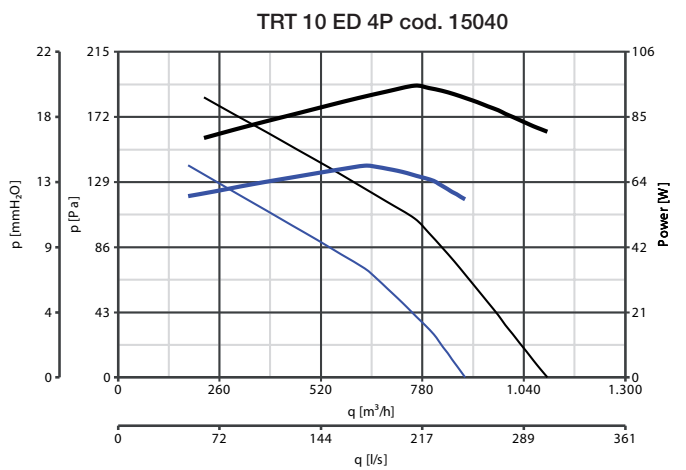
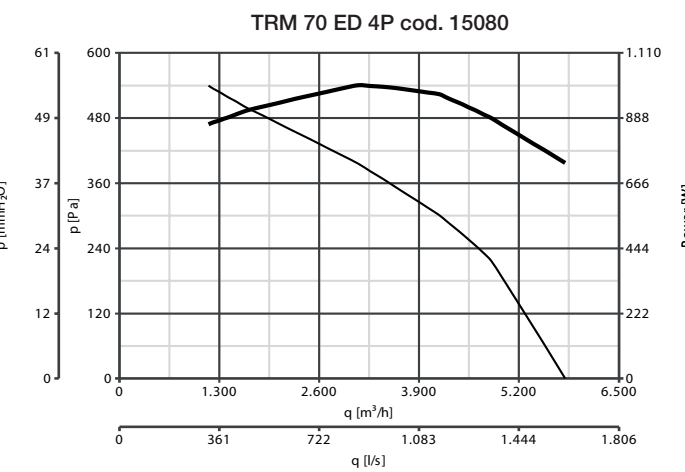
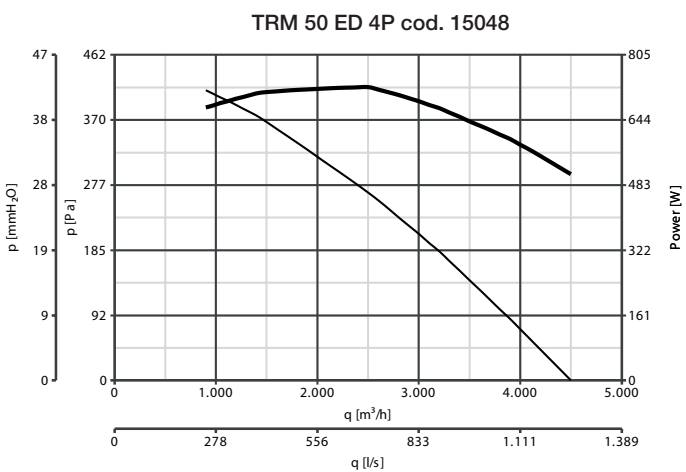
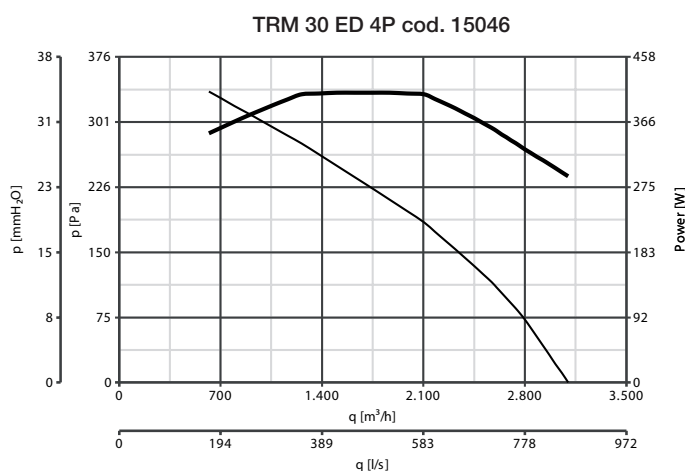
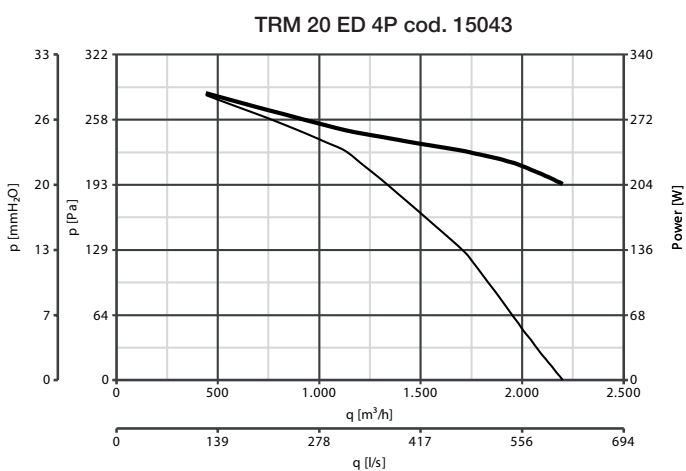
PERFORMANCE CURVES

— P= power consumption — ps = delivery



PERFORMANCE CURVES

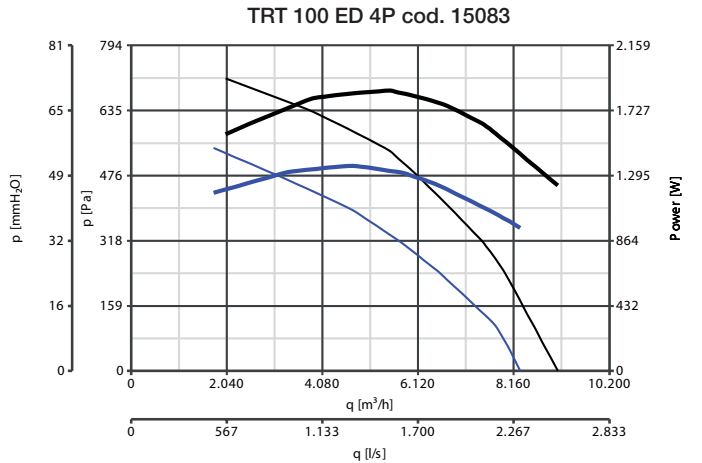
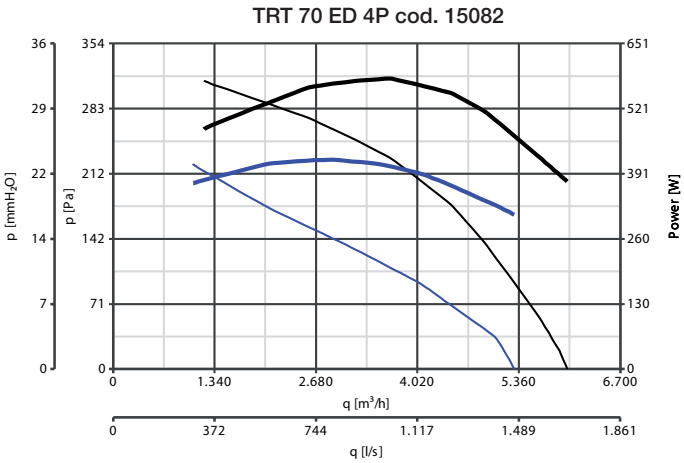
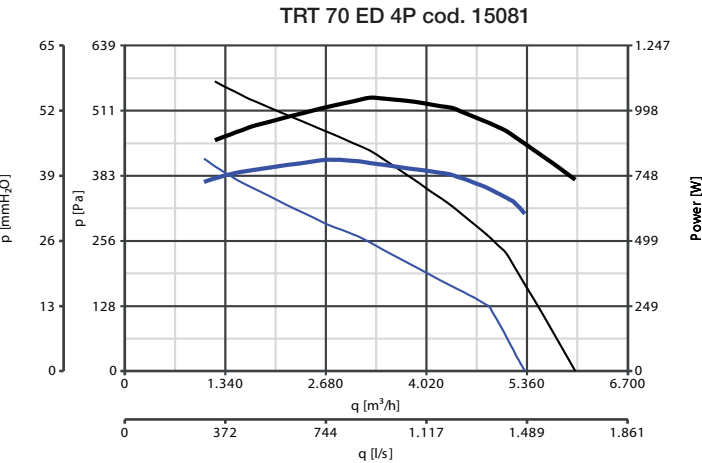
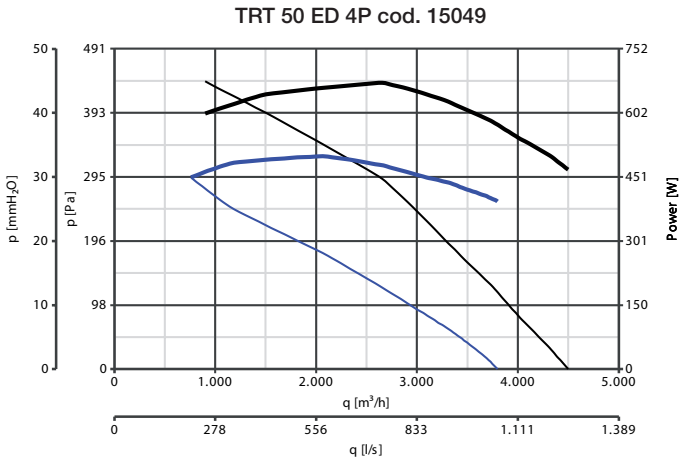
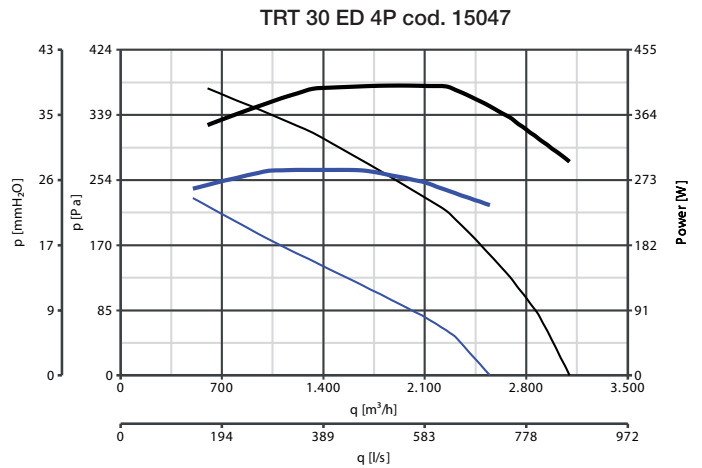
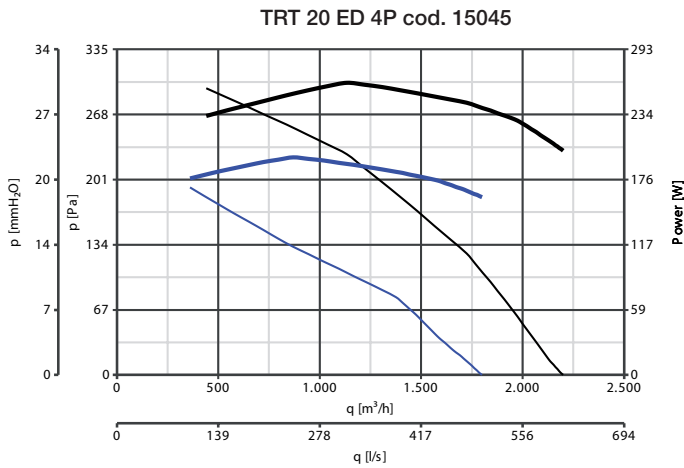
— P_1 = power consumption — ps_1 = delivery — P_2 = power consumption — ps_2 = delivery





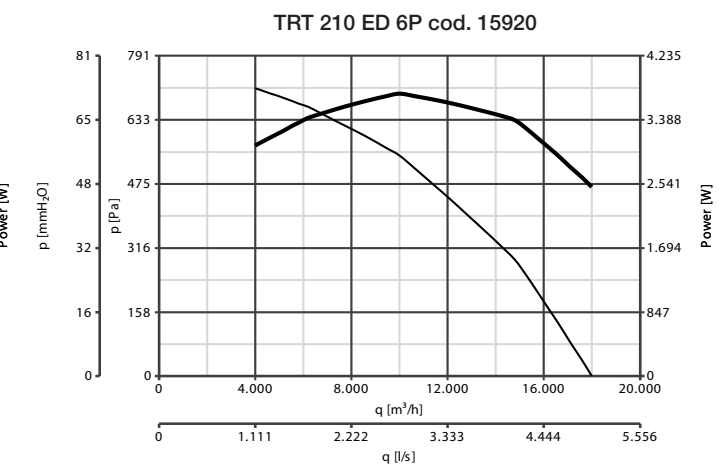
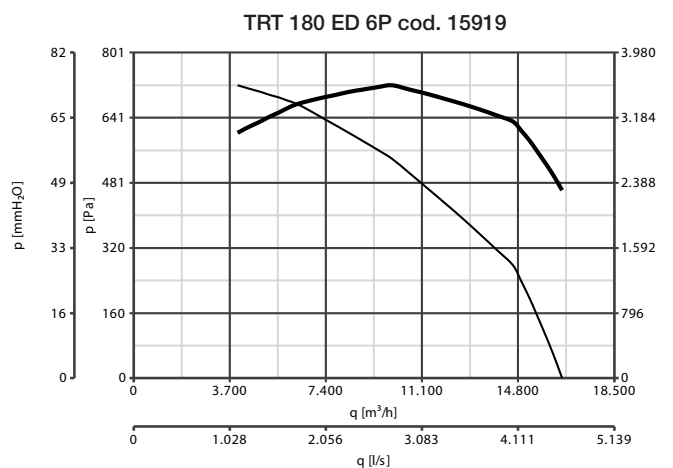
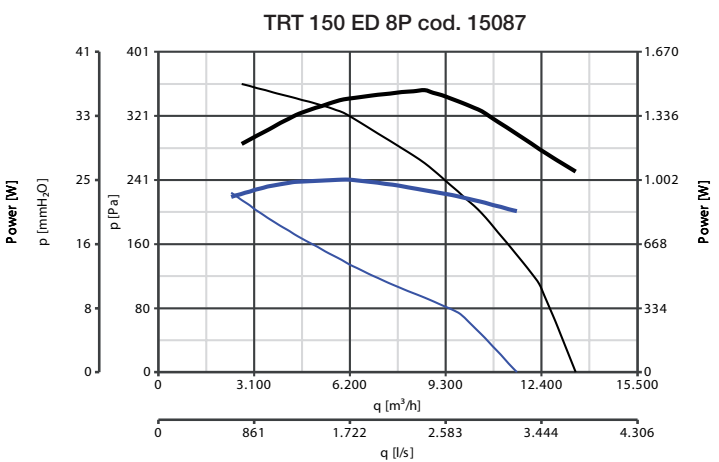
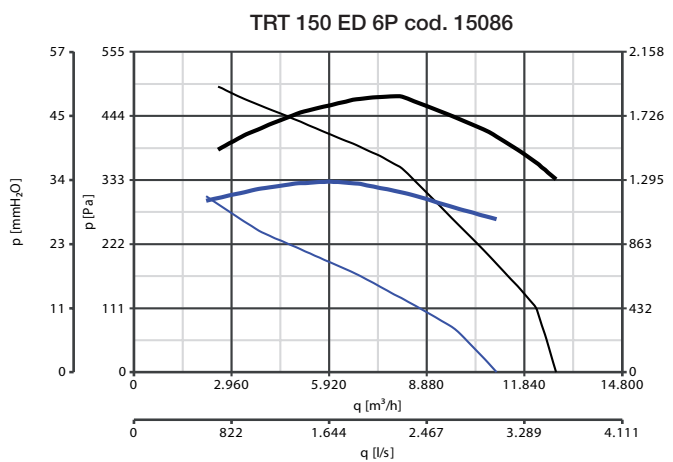
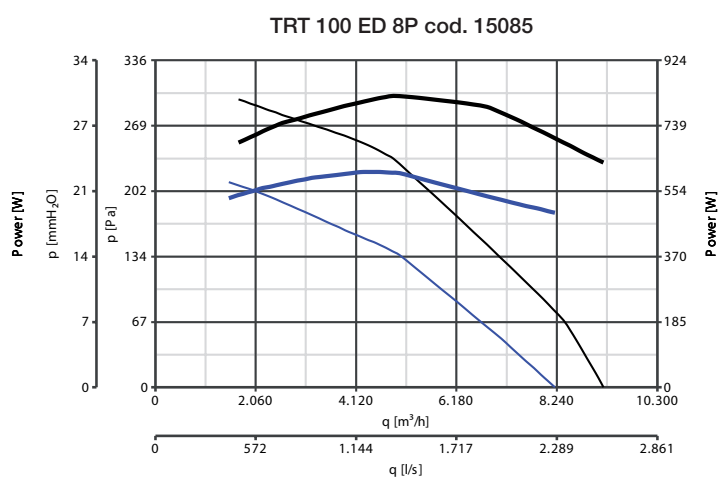
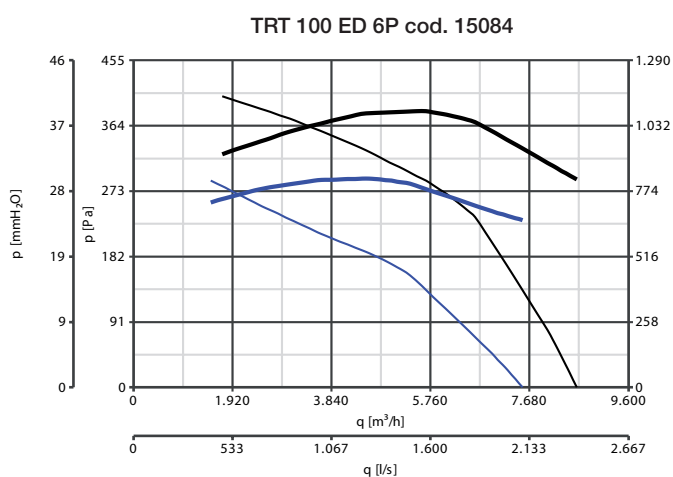
PERFORMANCE CURVES

— P_1 = power consumption — ps_1 = delivery — P_2 = power consumption — ps_2 = delivery



PERFORMANCE CURVES

— P_1 = power consumption — ps_1 = delivery — P_2 = power consumption — ps_2 = delivery





CERTIFICATIONS

DECLARATION OF PERFORMANCE CE

VORTICE ELETTROSOCIALI S.p.A
Strada Cerca, 2 - frazione di Zoate
20067 TRIBIANO Milano, Italy



hereby declares that the performance of products:

Model	Code	Notified Body	Model	Code	Notified Body
TRM 10 ED 4P	15039	TÜV	TRM 10 ED-V 4P	15160	APPLUS
TRT 10 ED 4P	15040	TÜV	TRT 10 ED-V 4P	15161	APPLUS
TRM 15 ED 4P	15041	TÜV	TRM 15 ED-V 4P	15162	APPLUS
TRT 15 ED 4P	15042	TÜV	TRT 15 ED-V 4P	15163	APPLUS
TRM 20 ED 4P	15043	TÜV	TRM 20 ED-V 4P	15164	APPLUS
TRT 20 ED 4P	15045	TÜV	TRT 20 ED-V 4P	15165	APPLUS
TRM 30 ED 4P	15046	TÜV	TRM 30 ED-V 4P	15166	APPLUS
TRT 30 ED 4P	15047	TÜV	TRT 30 ED-V 4P	15167	APPLUS
TRM 50 ED 4P	15048	TÜV	TRM 50 ED-V 4P	15168	APPLUS
TRT 50 ED 4P	15049	TÜV	TRT 50 ED-V 4P	15169	APPLUS
TRM 70 ED 4P	15080	TÜV	TRM 70 ED-V 4P	15170	APPLUS
TRT 70 ED 4P	15081	TÜV	TRT 70 ED-V 4P	15171	APPLUS
TRT 70 ED 6P	15082	TÜV	TRT 70 ED-V 6P	15172	APPLUS
TRT 100 ED 4P	15083	TÜV	TRT 100 ED-V 4P	15173	APPLUS
TRT 100 ED 6P	15084	TÜV	TRT 100 ED-V 6P	15174	APPLUS
TRT 100 ED 8P	15085	TÜV	TRT 100 ED-V 8P	15175	APPLUS
TRT 150 ED 6P	15086	TÜV	TRT 150 ED-V 6P	15176	APPLUS
TRT 150 ED 8P	15087	TÜV	TRT 150 ED-V 8P	15177	APPLUS
TRT 180 ED 6P	15919	APPLUS	TRT 180 ED-V 6P	15178	APPLUS
TRT 210 ED 6P	15920	APPLUS	TRT 210 ED V-6P	15179	APPLUS

used for the evacuation of fumes and heat, is as follows:

Essential characteristics	Performance	Harmonised standard
400°C for a duration of 120 minutes	F400	Smoke and heat control system <i>Specification for powered smoke and heat exhaust ventilators</i> EN 12101-3(2002)+AC(2005)

verified by the following European Notified Bodies:

TÜV SÜD INDUSTRIE SERVICE GMBH MÜNCHEN : Certification Body N° 0036

Certificate No.:

- 0036 CPD RG03 01
- 0036 CPD RG03 02
- 0036 CPD RG03 03
- 0036 CPD RG03 04

APPLUS- LGAI TECHNOLOGICAL CENTRE SA : Certification Body N° 0370

Certificate No.:

- 0370 CPD 0860
- 0370 CPD 0861

The consistent performance of the above products is guaranteed by a Grade 1 system, in accordance with appendix V of European Regulation No. **305/2011 (EU)**.

WARNING

TR ED Roof Fans (400 °c/2h) are certified according to the en 12101-3 standard for operating at max speed; not suitable for coupling with commutators and speed controllers if used for these functions.

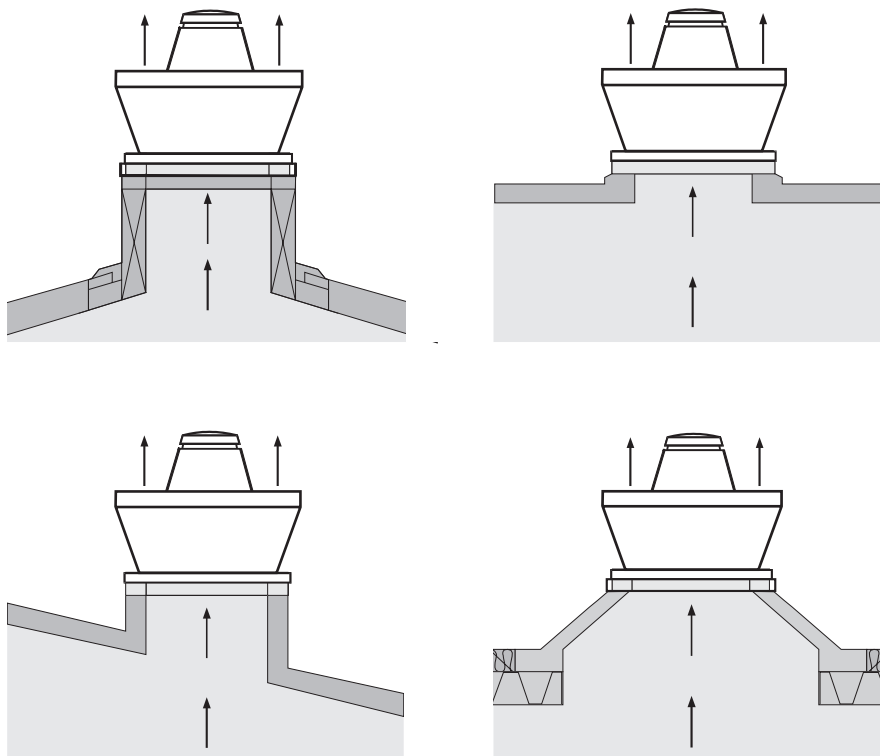
TORRETTE TR E-V RANGE

Centrifugal roof fans with vertical discharge

PRODUCT SPECIFICATIONS

Suitable for application in residential and industrial environments, for factories, hospitals, nightclubs, offices, theatres, apartment blocks, gyms, restaurants, etc... Easy to install on top of all roofs.

- 20 models: 6 single-phase and 14 three-phase.
- Vertical air extraction with polyester painted, galvanised steel reinforcements.
- Metal frame coated in corrosion-proof epoxy resin to assure long life and weather resistance.
- Aerodynamic suction nozzle in polyester painted steel sheet.
- All models fitted with steel bird guard.
- Asynchronous induction motor, standard size UNELMEC B5, self-ventilated, with rotor mounted on ball bearings.
- Galvanised steel sheet fan with self cleaning, backward curved blades, self-ventilating, die cast aluminium hub, clockwise rotation (intake view).
- Single phase models can be controlled by an optional speed controller. Alternatively they can be controlled by means of optional inverters.
- Delivery up to 18.000 m³/h.
- Motor insulation class H for models 15182, 15190, 15193, 15195, 15196; F for all other models.
- Protection rating: IP55.
- Insulation class: Cl.I ⚡.





KEY FEATURES

- For installation in commercial and industrial environments, gyms, discos, offices, theatres, apartment buildings, restaurants, etc.
- To assure product safety over time, all models are fitted with a safety cable to anchor the machine to the support base
- Easy to install on all types of roof.
- Secure using the eyebolt to facilitate lifting and transportation.
- For low dust, acid-free and non-corrosive air extraction only. Not suitable for installation on ducts located directly above fireplaces or burners.

TECHNICAL DATA

Models	Code	V ~ 50 Hz	W min/max	A min/max	Poles	RPM min/max	Max Airflow		Max Pressure		Lp dB(A)*	Max °C	Kg
							m ³ /h min/max	l/s min/max	mm H ₂ O min/max	Pa min/max			
TRM 10 E-V 4P	15180	230	100	0.50	4	1400	1100	306	22	216	56	90	23
TRM 15 E-V 4P	15182	230	150	0.70	4	1400	1440	389	26	255	58.5	80	24
TRM 20 E-V 4P	15197	230	280	1.30	4	1415	2600	722	36	353	62	85	43
TRM 30 E-V 4P	15198	230	400	1.80	4	1425	3300	917	44	432	67	70	45
TRM 50 E-V 4P	15199	230	800	3.70	4	1480	4800	1333	55	540	72.5	80	51
TRM 70 E-V 4P	15188	230	1000	4.35	4	1415	6400	1778	67.5	662	77	90	105
TRT 10 E-V 4P	15181	400	100	0.30	4	1400	1100	306	22	216	56	90	23
TRT 15 E-V 4P	15183	400	150	0.30	4	1400	1400	389	26	255	58.5	90	24
TRT 20 E-V 4P	15184	400	300	0.60	4	1400	2700	750	35	343	62	90	43
TRT 30 E-V 4P	15185	400	400	0.75	4	1400	3200	889	46	451	67	90	45
TRT 50 E-V 4P	15186	400	800	1.45	4	1400	4900	1361	61	598	72.5	90	51
TRT 70 E-V 4P	15187	400	950	1.85	4	1440	6400	1778	69	674	77	90	103
TRT 70 E-V 6P	15189	400	600	1.30	6	950	7000	1944	38	373	74	90	106
TRT 100 E-V 4P	15190	400	1900	3.25	4	1420	10000	2778	84.5	830	84	70	107

Single - phase

Three - phase

TORRETTE TR E-V RANGE

Centrifugal roof fans with vertical discharge

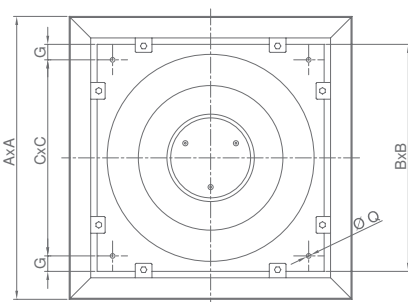
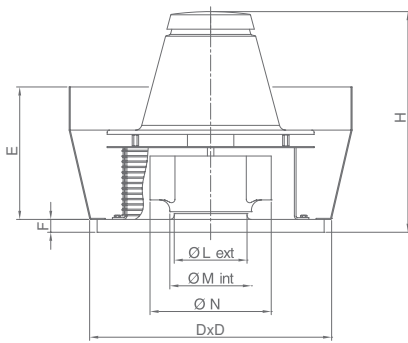
TECHNICAL DATA

Models	Code	V ~ 50 Hz	W min/max	A min/max	Poles	RPM min/max	Max Airflow		Max Pressure		Lp dB(A)*	Max °C	Kg
							m³/h min/max	l/s min/max	mm H ₂ O min/max	Pa min/max			
TRT 100 E-V 6P	15191	400	1100	2.30	6	950	10800	3000	48	471	77	85	161
TRT 100 E-V 8P	15192	400	930	2.10	8	715	11000	3056	34	334	71	80	171
TRT 150 E-V 6P	15193	400	1930	3.45	6	930	15000	4167	61	598	80	80	172
TRT 150 E-V 8P	15194	400	1600	3.10	8	715	15000	4167	45	441	74	75	176
TRT 180 E-V 6P	15195	400	3100	5.95	6	970	16000	4444	79	775	83	80	174
TRT 210 E-V 6P	15196	400	3400	6.40	6	980	18000	5000	79	775	84	70	176

* The sound pressure values conform to standard ISO 3744.

The appliances are designed so that they are able to operate at an air temperature more than 65°C.


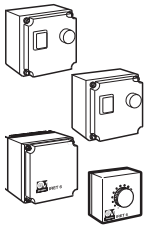

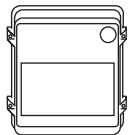

DIMENSIONS



Models	∅A	∅B	∅C	∅D	E	F	G	H	∅L	∅M	∅N	∅Q
TRM 10 E-V 4P	652	410	357	440	328	38	26.5	502	170	187.5	283	11
TRM 15 E-V 4P	652	410	357	440	328	38	26.5	502	182	199	315	11
TRM 20 E-V 4P	907	550	500	580	432	38	25	586	219	236.5	359	11
TRM 30 E-V 4P	907	550	500	580	432	38	25	604	244	265.5	404	11
TRM 50 E-V 4P	907	550	500	580	432	38	25	631	278	298	454	11
TRM 70 E-V 4P	1144	830	750	860	491	38	40	723	328	335	504	12
TRT 10 E-V 4P	652	410	357	440	328	38	26.5	502	170	187.5	283	11
TRT 15 E-V 4P	652	410	357	440	328	38	26.5	502	182	199	315	11
TRT 20 E-V 4P	907	550	500	580	432	38	25	586	219	236.5	359	11
TRT 30 E-V 4P	907	550	500	580	432	38	25	604	244	265.5	404	11
TRT 50 E-V 4P	907	550	500	580	432	38	25	631	278	298	454	11
TRT 70 E-V 6P	1144	830	750	860	491	38	40	723	365	375	564	12
TRT 100 E-V 4P	1144	830	750	860	491	38	40	723	365	375	504	12
TRT 100 E-V 6P	1462	980	900	1010	595	38	40	903	415	421	635	12
TRT 100 E-V 8P	1462	980	900	1010	595	38	40	903	465	472	715	12
TRT 150 E-V 6P	1462	980	900	1010	595	38	40	903	465	472	715	12
TRT 150 E-V 8P	1462	980	900	1010	595	38	40	903	520	529	805	12
TRT 180 E-V 6P	1462	980	900	1010	595	38	40	903	520	529	805	12
TRT 210 E-V 6P	1462	980	900	1010	595	38	40	903	520	529	805	12

Dimensions (mm)

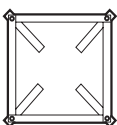
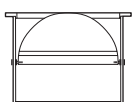

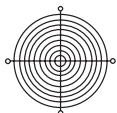
ACCESSORIES

	Description	Code	Product
	IRM 30 - Three position single phase speed controller	12921	15180 - 15182
	IRM 40 - Three position single phase speed controller	12922	15197 - 15198
	IRM 50 - Three position single phase speed controller	12928	15199
	IRT 15 - Three position three phase speed controller	12923	15181 - 15183 - 15184
	IRT 35 - Three phase variable voltage drive	12924	15185 - 15186 - 15189 - 15192
	IRT 40 - Three position three phase speed controller	12927	15187 - 15190 - 15191 - 15193 - 15194
	IREM 3 - Single - phase speed controller	12931	15180 - 15182 - 15197 - 15198
	IREM 5 - Single - phase speed controller	12932	15280 - 15182 - 15188 - 15199
	IREM 9 - Single - phase speed controller	12933	15180 - 15182 - 15188
	IRET 6 - Three - phases speed controller	12934	15187 - 15189 - 15190 - 15191 - 15192 15193 - 15194
	IRET INVERTER 1.2 - Three- phase speed controller INVERTER	12909	15181 - 15183 - 15184 - 15185
	IRET INVERTER 2.2 - Three - phase speed controller INVERTER	12925	15286 - 15187 - 15189 - 15191 - 15192
	IRET INVERTER 5 - Three - phase speed controller INVERTER	12947	15190 - 15193 - 15194
	IRET INVERTER 8 - Three - phase speed controller INVERTER	12989	15195 - 15196
	IREM INVERTER 1.4 Single-phase speed controller INVERTER	12935	15181 - 15183 - 15184 - 15185
	IREM INVERTER 4.2 Single-phase speed controller INVERTER	12936	15186 - 15187 - 15189 - 15191 - 15192
	IREM INVERTER 7 Single-phase speed controller INVERTER	12937	15190 - 15193 - 15194
	IREM INVERTER 4M - Single - phase speed controller	12815	15180 - 15182 - 15197 - 15198
	IREM INVERTER 6 M - Single - phase speed controller	12818	15199 - 15188
	IRET INVERTER 2.5 M - Three - phase speed controller	12816	15181 - 15183 - 15184 - 15185 - 15186 15187 - 15189 - 15192
	IRET INVERTER 5 M - Three - phase speed controller	12817	15190 - 15191 - 15193 - 15194
	POTENTIOMETER	12819	12815 - 12816 - 12817 - 12818

TORRETTE TR E-V RANGE

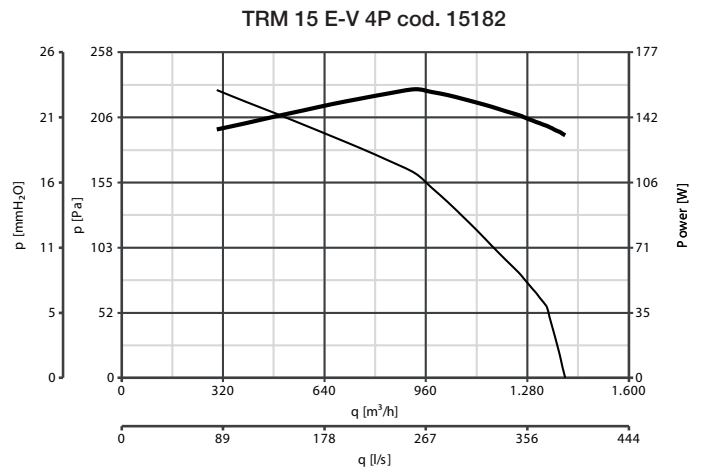
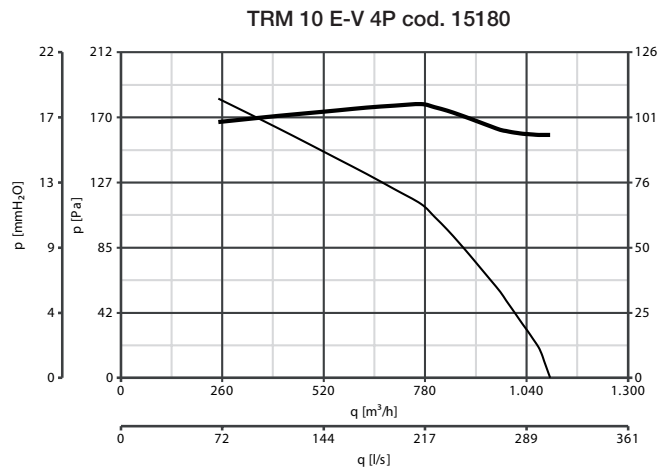
Centrifugal roof fans with vertical discharge

ACCESSORIES

	Description	Code	Product
	TR-CU - 10/15 Sub - frame	22511	15180 - 15181 - 15182 - 15183
	TR-CU - 20/30/50 Sub - frame	22512	15184 - 15185 - 15186 - 15197 - 15198 - 15199
	TR-CU - 70/100 Sub - frame	22539	15187 - 15188 - 15189 - 15190
	TR-CU - 100/150/180/210 Sub - frame	22540	15191 - 15192 - 15193 - 15194 - 15195 -15196
	TR-S - 10/15 Backdraught shutter	22500	15180 - 15181 - 15182 - 15183
	TR-S - 20/30/50 Backdraught shutter	22510	15184 - 15185 - 15186 - 15197 - 15198 - 15199
	TR-S - 70/100 Backdraught shutter	22541	15187 - 15188 - 15189 - 15190
	TR-S - 100/150/180/210 Backdraught shutter	22542	15191 - 15192 - 15193 - 15194 - 15195 -15196
	TR-B - 10/15 Suction connector	22600	15180 - 15181 - 15182 - 15183
	TR-B - 20/30/50 Suction connector	22610	15184 - 15185 - 15186 - 15197 - 15198 - 15199
	TR-B - 70/100 Suction connector	22508	15187 - 15188 - 15189 - 15190
	TR-B - 100/150/180/210 Suction connector	22509	15191 - 15192 - 15193 - 15194 - 15195 -15196
	TR-G - 10/15 Intake port protection grille	22700	15180 - 15181 - 15182 - 15183
	TR-G - 20/30/50 Intake port protection grille	22710	15184 - 15185 - 15186 - 15197 - 15198 - 15199
	TR-G - 70/100 Intake port protection grille	22506	15187 - 15188 - 15189 - 15190
	TR-G - 100/150/180/210 Intake port protection grille	22507	15191 - 15192 - 15193 - 15194 - 15195 -15196

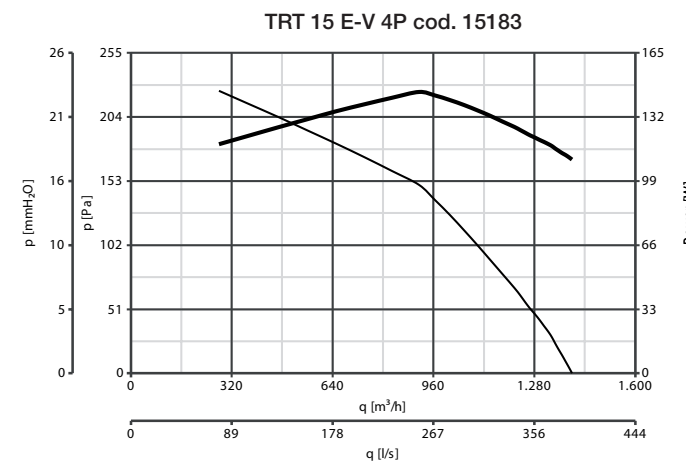
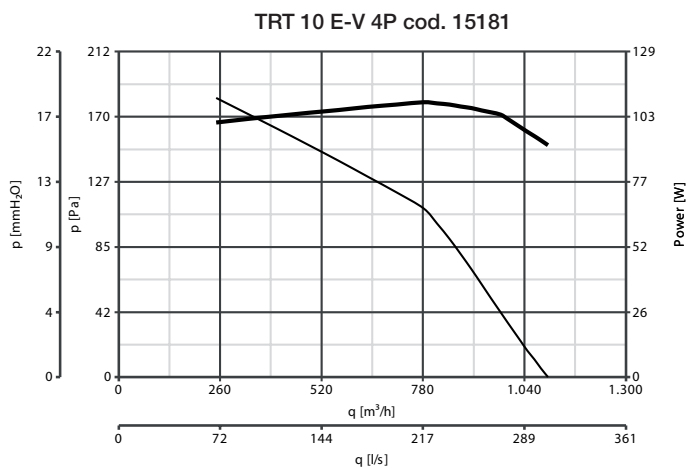
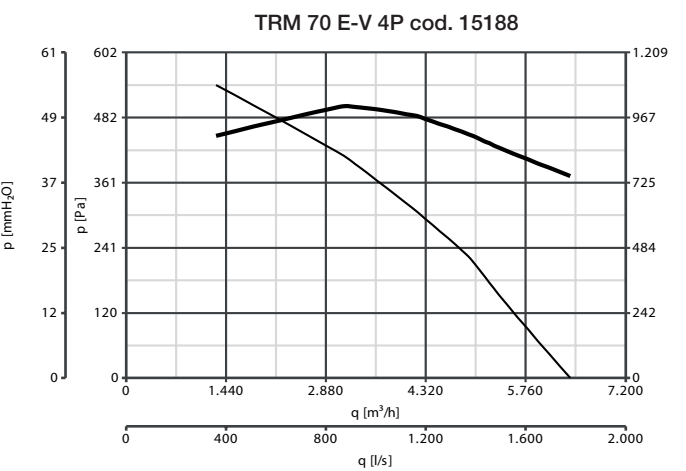
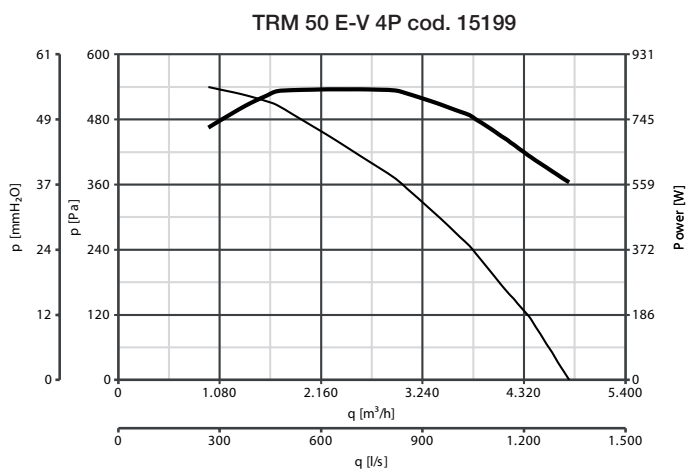
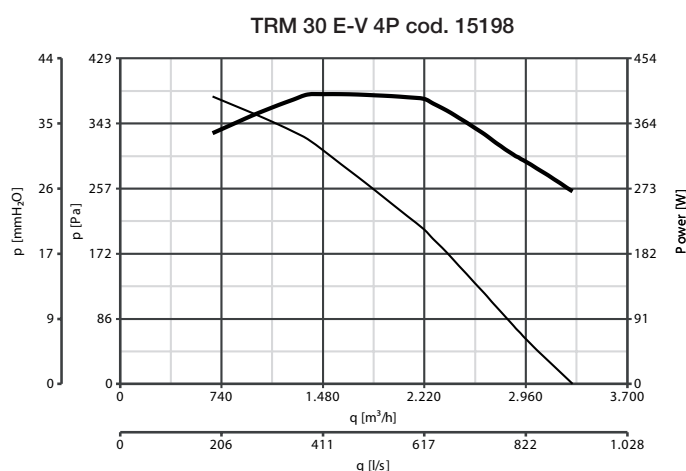
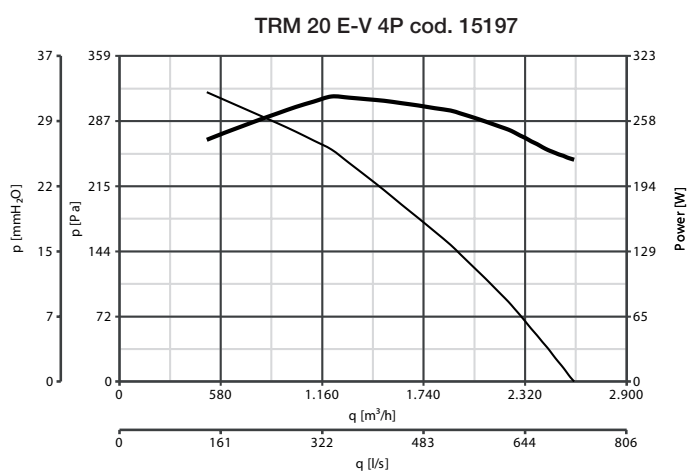
PERFORMANCE CURVES

— P= power consumption — ps = delivery



PERFORMANCE CURVES

— P= power consumption — ps = delivery



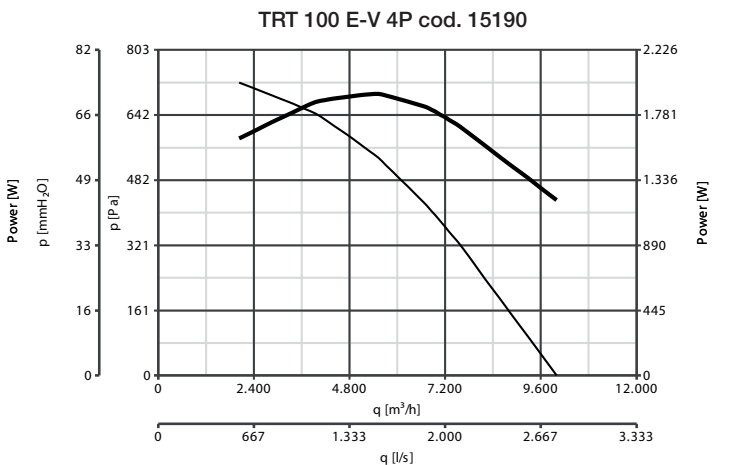
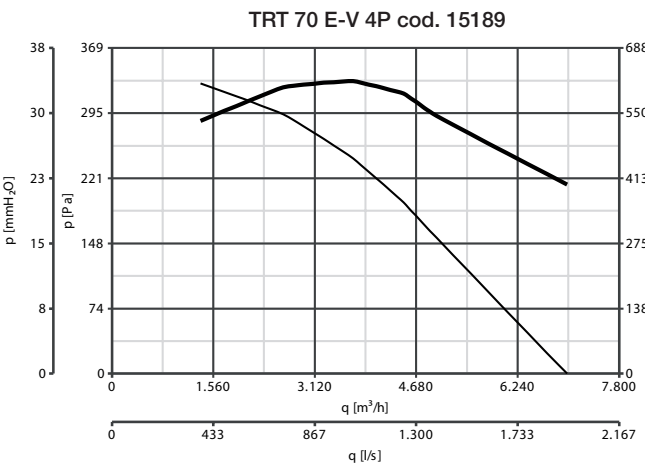
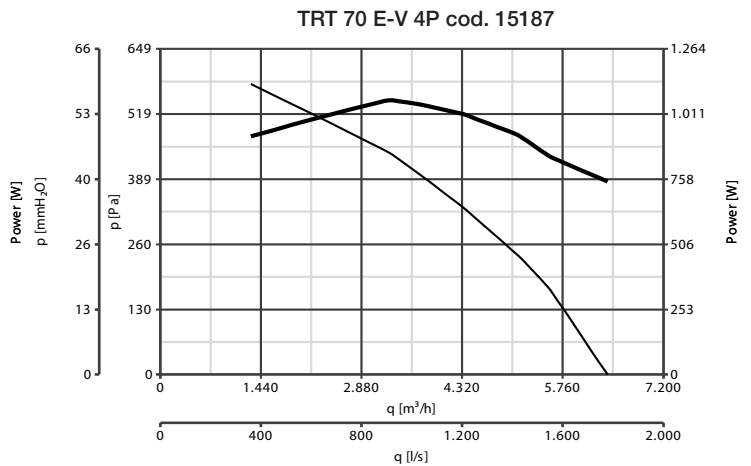
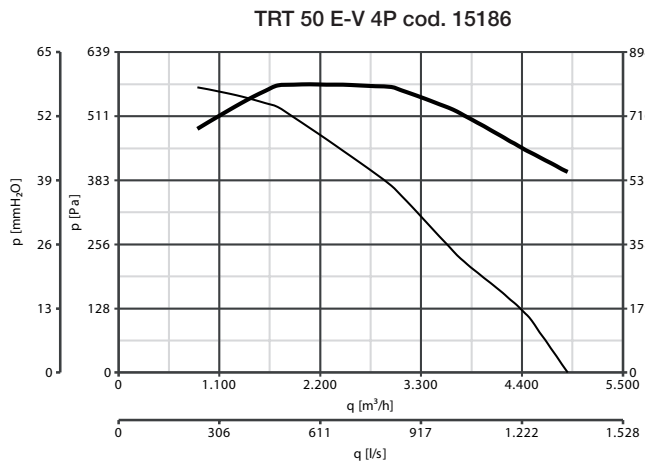
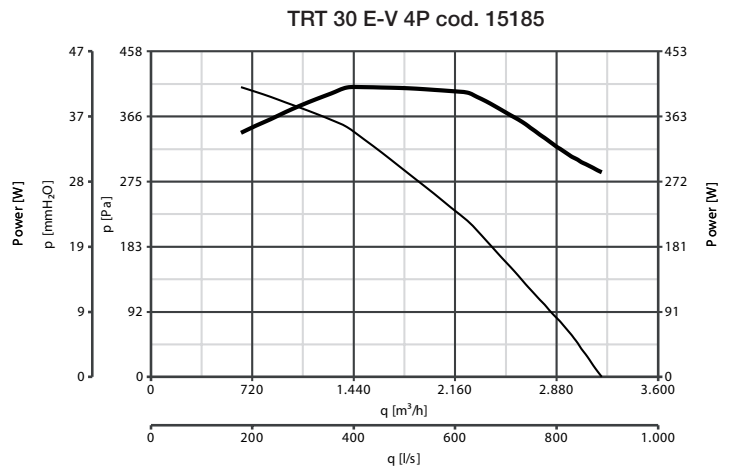
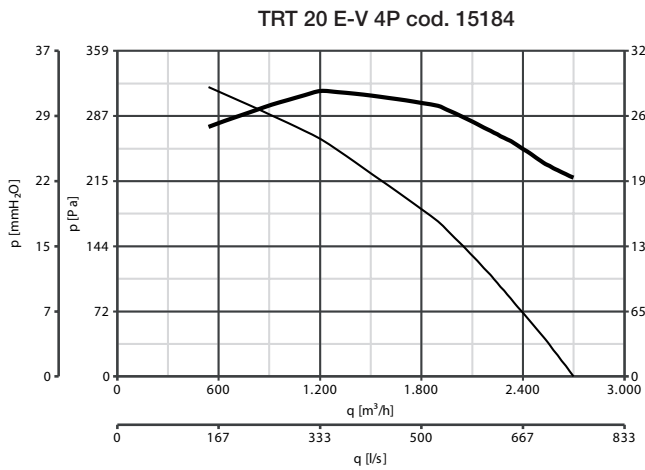


TORRETTE TR E-V RANGE

Centrifugal roof fans with vertical discharge

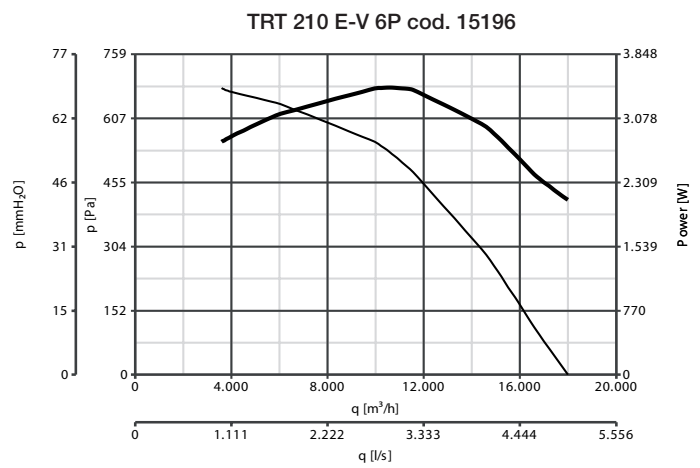
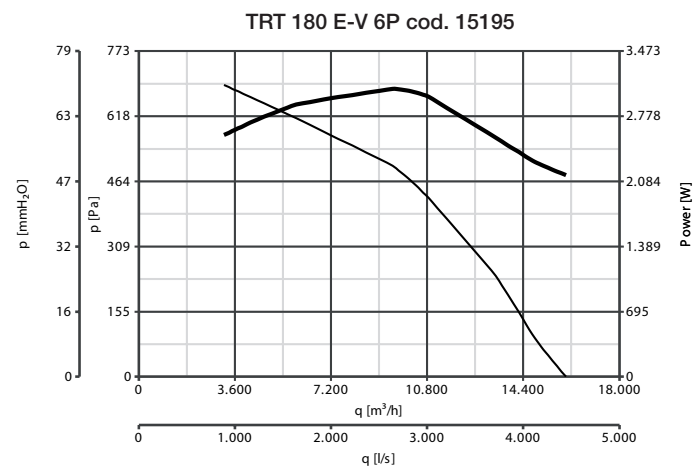
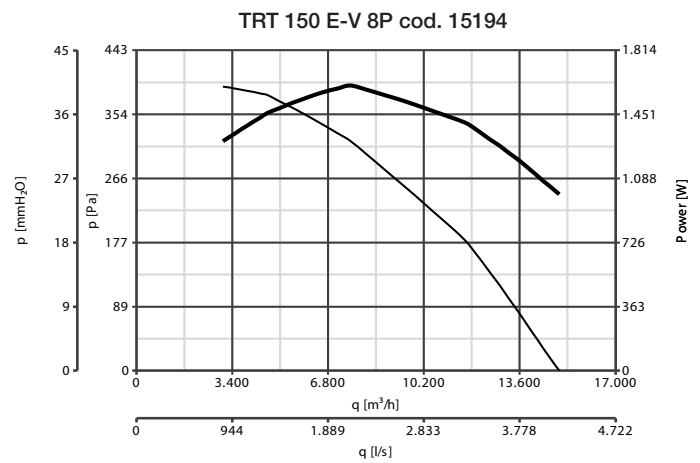
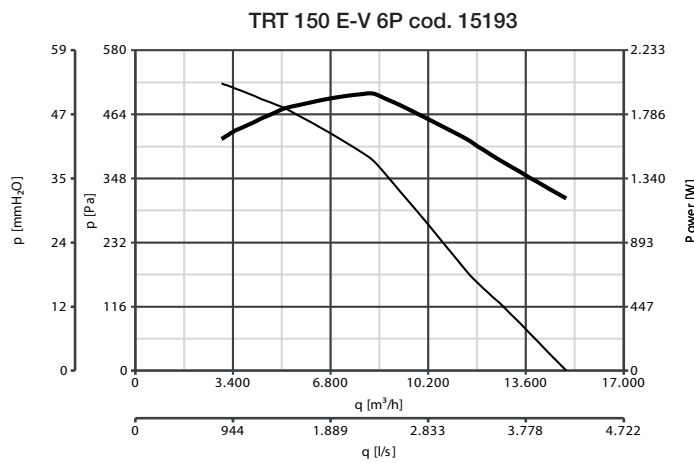
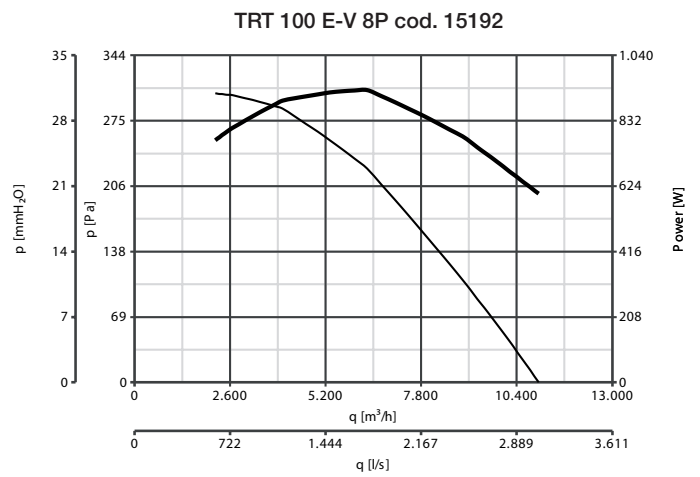
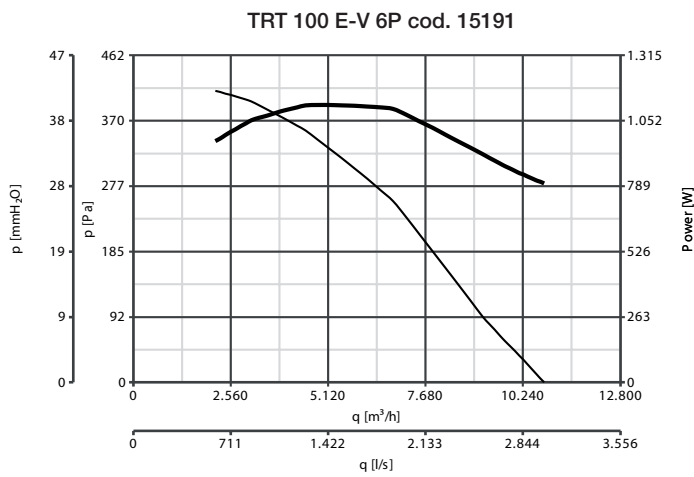
PERFORMANCE CURVES

— P = power consumption — ps = delivery



PERFORMANCE CURVES

— P= power consumption — ps = delivery



TORRETTE TR ED-V RANGE

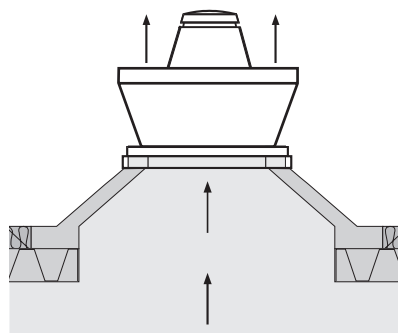
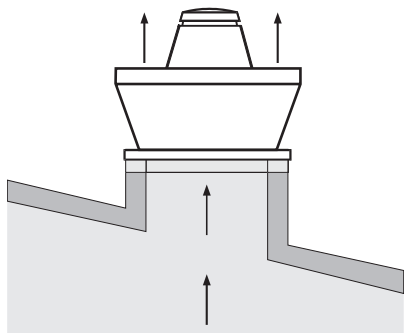
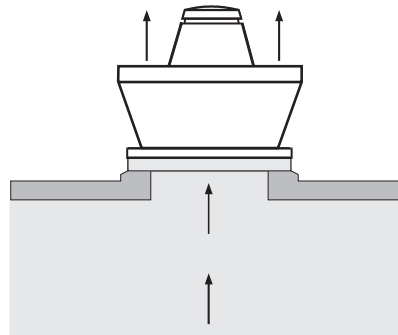
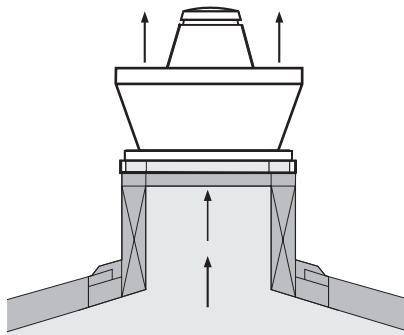
Centrifugal roof fans with horizontal discharge
for hot fumes extraction


PRODUCT SPECIFICATIONS



Suitable for mounting on flat roofs of commercial, industrial buildings and blocks of flats, etc.

- 20 models: 6 single phase and 14 three phase.
- All models fitted with steel bird guard.
- Asynchronous induction motors, thermally protected, standard UNELMEC B5 size, ball bearing mounted shafts.
- Galvanised steel sheet fan with self cleaning, backward curved blades, self-ventilating, die casted aluminium hub, clockwise rotation (intake view).
- Streamlined cross-section intake port, made of polyester sheet steel painted.
- For long term safety each unit has a safety cable to anchor it to the base.
- Delivery: up to 18.000 m³/h.
- In countries that do not recognize the N°327/2011/UE European Regulation the usage is admitted for applications different from hot fumes treatment, ambient temperature between -25°C and +90°C.
- Motors insulation class H.
- Protection rating: IP55
- Insulation class: Cl.I Ⓣ.





KEY FEATURES

- Easy to install on all types of roof. For low dust, acid-free and non-corrosive air extraction only.
Not suitable for installation in ducts located directly above fireplaces or burners.
- Engineered for 2 hours continuous extraction of fumes at 400 °C according to EN 12101-3.
- Three-phase modes 10-150: 2 speeds; minimum speed not available for hot fumes extraction.

TECHNICAL DATA

Models	Code	V ~ 50 Hz	W min/max	A min/max	Poles	RPM min/max	Max Airflow		Max Pressure		Lp dB(A)*	Max °C	Kg
							m ³ /h min/max	l/s min/max	mm H ₂ O min/max	Pa min/max			
TRM 10 ED-V 4P	15160	230	100	0.45	4	1450	1000	278	20	196	56	400 °C/2h	32
TRM 15 ED-V 4P	15162	230	130	0.57	4	1400	1400	389	24	235	58.5	400 °C/2h	33
TRM 20 ED-V 4P	15164	230	250	1.20	4	1400	2200	611	34	334	68	400 °C/2h	61
TRM 30 ED-V 4P	15166	230	410	1.75	4	1380	3100	861	40	392	67	400 °C/2h	63
TRM 50 ED-V 4P	15168	230	720	3.30	4	1350	4500	1250	52	510	72.5	400 °C/2h	68
TRM 70 ED-V 4P	15170	230	1000	4.35	4	1350	5800	1611	65	638	77	400 °C/2h	130
TRT 10 ED-V 4P	15161	400	75 100	0.15 0.25	4	1250 1400	890 1100	247 306	17 21	167 206	56	400 °C/2h	33
TRT 15 ED-V 4P	15163	400	85 125	0.15 0.27	4	1100 1400	1100 1400	306 389	16 24	157 235	58.5	400 °C/2h	33
TRT 20 ED-V 4P	15165	400	200 250	0.35 0.50	4	1100 1420	1800 2200	500 611	24 34	235 334	68	400 °C/2h	61
TRT 30 ED-V 4P	15167	400	300 410	0.50 0.70	4	1100 1380	2555 3100	710 861	30 43	294 422	67	400 °C/2h	63
TRT 50 ED-V 4P	15169	400	550 710	0.90 1.25	4	1100 1380	3800 4500	1056 1250	38 52	373 510	72.5	400 °C/2h	68

Single - phase

Three - phase

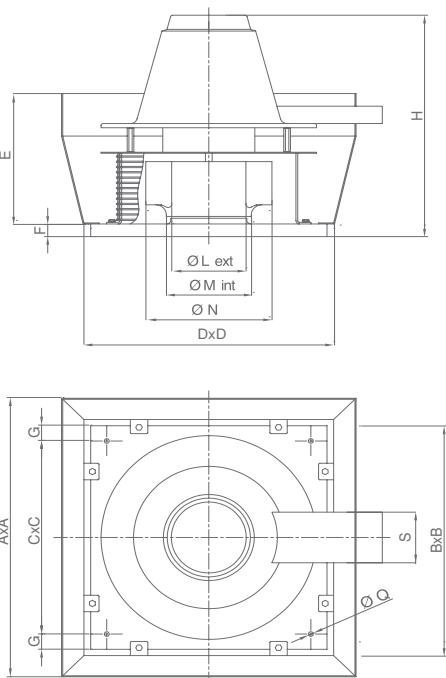
TORRETTE TR ED-V RANGE

Centrifugal roof fans with horizontal discharge for hot fumes extraction

TECHNICAL DATA

Models	Code	V ~ 50 Hz	W min/max	A min/max	Poles	RPM min/max	Max Airflow		Max Pressure		Lp dB(A)*	Max °C	Kg
							m ³ /h min/max	l/s min/max	mm H ₂ O min/max	Pa min/max			
TRT 70 ED-V 4P	15171	400	900 1100	1.50 2.00	4	1200 1400	5300 6000	1472 1667	52 67	510 657	77	400 °C/2h	128
TRT 70 ED-V 6P	15172	400	450 620	0.90 1.30	6	760 940	5300 6000	1472 1667	30 38	294 373	74	400 °C/2h	131
TRT 100 ED-V 4P	15173	400	1400 1870	2.40 4.50	4	1180 1400	8300 9100	2306 2528	72 84	706 824	84	400 °C/2h	132
TRT 100 ED-V 6P	15174	400	800 1110	1.60 2.30	6	760 940	7550 8600	2097 2389	38 47	373 461	77	400 °C/2h	207
TRT 100 ED-V 8P	15175	400	700 810	1.30 2.00	8	610 720	8200 9200	2278 2556	28 34	275 334	71	400 °C/2h	217
TRT 150 ED-V 6P	15176	400	1470 1880	2.45 3.45	6	710 920	11000 12800	3056 3556	42 59	412 579	80	400 °C/2h	218
TRT 150 ED-V 8P	15177	400	1170 1450	2.15 2.95	8	540 720	11600 13500	3222 3750	34 42	334 412	74	400 °C/2h	222
TRT 180 ED-V 6P	15178	400	3200	6.11	6	950	16500	4583	79	775	83	400 °C/2h	220
TRT 210 ED-V 6P	15179	400	3460	6.42	6	950	18000	5000	80	785	84	400 °C/2h	222

DIMENSIONS



Models	ØA	ØB	ØC	D	E	F	G	H	ØL	ØM	ØN	ØQ	R	S
TRM 10 ED-V 4P	652	410	357	440	328	38	26.5	538	183	187.5	284	11	40	134
TRM 15 ED-V 4P	652	410	357	440	328	38	26.5	538	206	211	319	11	40	134
TRM 20 ED-V 4P	907	550	500	580	432	38	25	653	231	236.5	359	11	40	158
TRM 30 ED-V 4P	907	550	500	580	432	38	25	653	260	265.5	404	11	40	158
TRM 50 ED-V 4P	907	550	500	580	432	38	25	669	292	298	454	11	40	158
TRM 70 ED-V 4P	1144	830	750	860	491	38	40	723	328	335	504	12	50	194
TRT 10 ED-V 4P	652	410	357	440	328	38	26.5	538	183	187.5	284	11	40	134
TRT 15 ED-V 4P	652	410	357	440	328	38	26.5	538	206	211	319	11	40	134
TRM 20 ED-V 4P	907	550	500	580	432	38	25	653	231	236.5	359	11	40	158
TRM 30 ED-V 4P	907	550	500	580	432	38	25	653	260	265.5	404	11	40	158
TRM 50 ED-V 4P	907	550	500	580	432	38	25	669	292	298	454	11	40	158
TRM 70 ED-V 4P	1144	830	750	860	491	38	40	723	328	335	504	12	50	194
TR 70 ED-V 6P	1144	830	750	860	491	38	40	723	365	375	564	12	50	194
TR 100 ED-V 4P	1144	830	750	860	491	38	40	723	365	375	564	12	50	194
TR 100 ED-V 6P	1462	980	900	1010	595	38	40	923	415	421	635	12	50	194


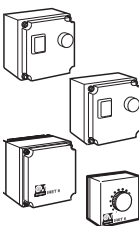

DIMENSIONS

Models	A	B	C	D	E	F	G	H	ØL	ØM	ØN	ØQ	R	S
TR 100 ED-V 8P	1462	980	900	1010	595	38	40	923	465	472	715	12	50	194
TR 150 ED-V 6P	1462	980	900	1010	595	38	40	923	465	472	715	12	50	194
TR 150 ED-V 8P	1462	980	900	1010	595	38	40	923	520	529	805	12	50	194
TR 180 ED-V 6P	1462	980	900	1010	595	38	40	923	520	529	805	12	50	194
TR 210 ED-V 6P	1462	980	900	1010	595	38	40	923	520	529	805	12	50	194

Three - phase

Dimensions (mm)

ACCESSORIES

	Description	code	Product
	IRM 30 - Three position single phase speed controller	12921	15160 - 15162
	IRM 40 - Three position single phase speed controller	12922	15164 - 15166
	IRM 50 - Three position single phase speed controller	12928	15168
	IRT 15 - Three position three phase speed controller	12923	15161 - 15163 - 15165
	IRT 35 - Three phase variable voltage drive	12924	15167 - 15169 - 15172 - 15175
	IRT 40 - Three position three phase speed controller	12927	15171 - 15174 - 15177
	IREM 3 - Single - phase speed controller	12931	15160 - 15162 - 15164 - 15166
	IREM 5 - Single - phase speed controller	12932	15168
	IREM 9 - Single - phase speed controller	12933	15170
	IRET 6 - Three - phases speed controller	12934	15171 - 15172 - 15173 - 15174 - 15175 - 15176 - 15177
	IRET INVERTER 1.2 - Three- phase speed controller INVERTER	12909	15161- 15163 - 15165 - 15167
	IRET INVERTER 2.2 - Three - phase speed controller INVERTER	12925	15169 - 15171 - 15172 - 15175
	IRET INVERTER 5 - Three - phase speed controller INVERTER	12947	15173 - 15174 - 15176- 15177
	IRET INVERTER 8 - Three - phase speed controller INVERTER	12989	15178 - 15179

TORRETTE TR ED-V RANGE

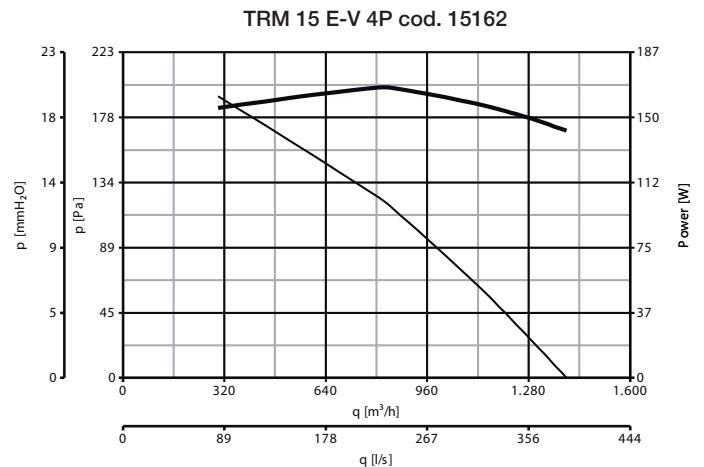
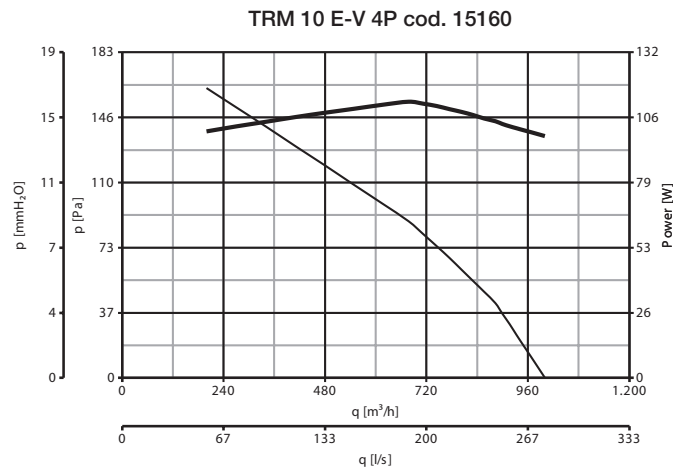
Centrifugal roof fans with horizontal discharge
for hot fumes extraction

ACCESSORIES

	Description	Code	Product
	IREM INVERTER 4M - Single - phase speed controller	12815	15160 - 15162 - 15164 - 15166
	IREM INVERTER 6 M - Single - phase speed controller	12818	15168 - 15170
	IRET INVERTER 2.5 M - Three - phase speed controller	12816	15161 - 15163 - 15165 - 15167 - 15169 - 15171 15172 - 15175
	IRET INVERTER 5 M - Three - phase speed controller	12817	15173 - 15174 - 15176 - 15177
	POTENTIOMETER	12819	12815 - 12816 - 12817 - 12818
	TR-CU - 10/15 Sub - frame	22511	15160 - 15161 - 15162 - 15163
	TR-CU - 20/30/50 Sub - frame	22512	15164 - 15165 - 15166 - 15167 - 15168 - 15169
	TR-CU - 70/100 Sub - frame	22539	15170 - 15171 - 15172 - 15173
	TR-CU - 100/150/180/210 Sub - frame	22540	15174 - 15175 - 15176 - 15177 - 15178 - 15179
	TR-G - 10/15 Intake port protection grille	22700	15160 - 15161 - 15162 - 15163
	TR-G - 20/30/50 Intake port protection grille	22710	15164 - 15165 - 15166 - 15167 - 15168 - 15169
	TR-G - 70/100 Intake port protection grille	22506	15170 - 15171 - 15172 - 15173
	TR-G - 100/150/180/210 Intake port protection grille	22507	15174 - 15175 - 15176 - 15177 - 15178 - 15179

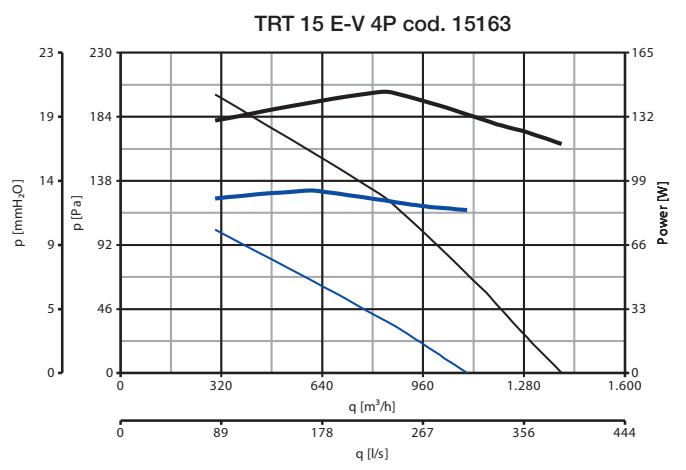
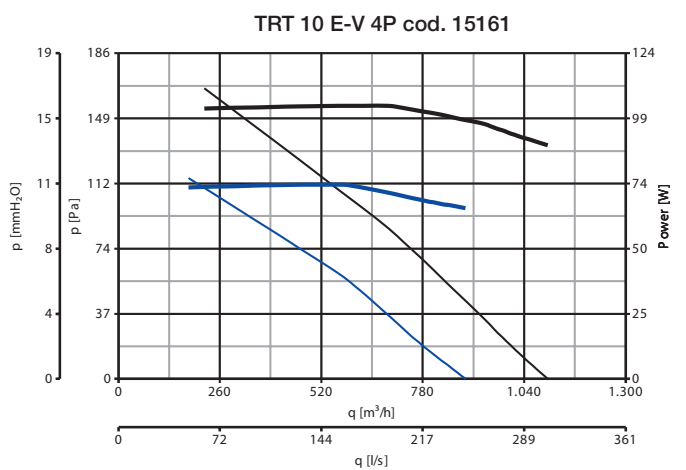
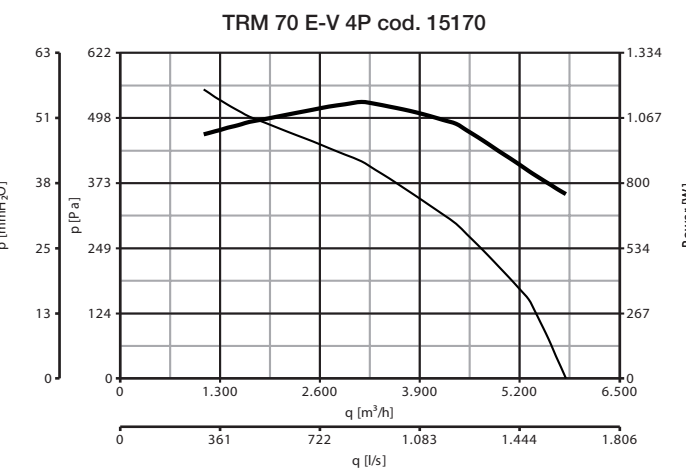
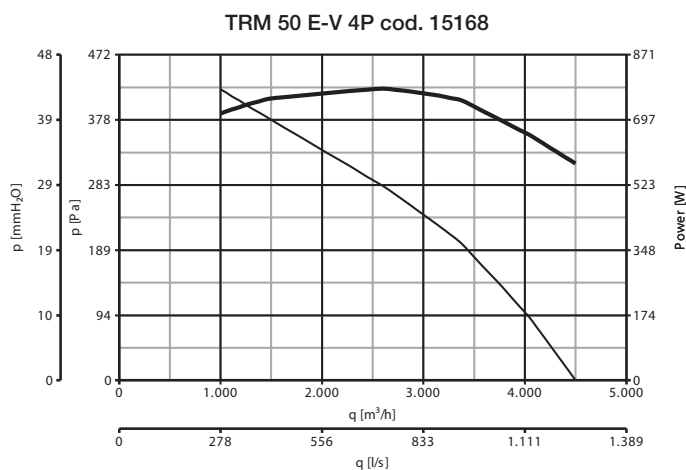
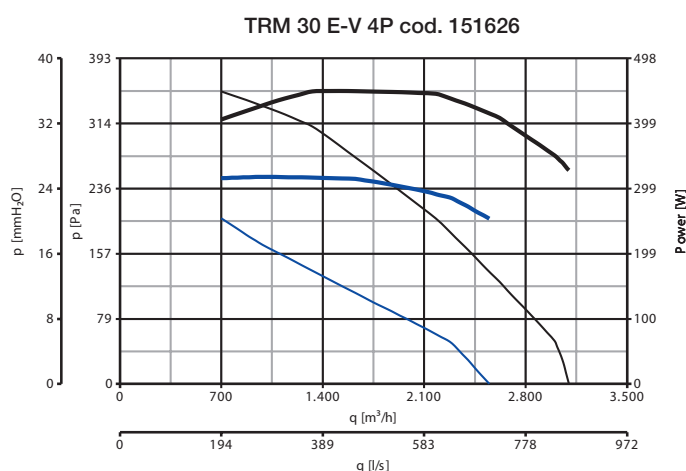
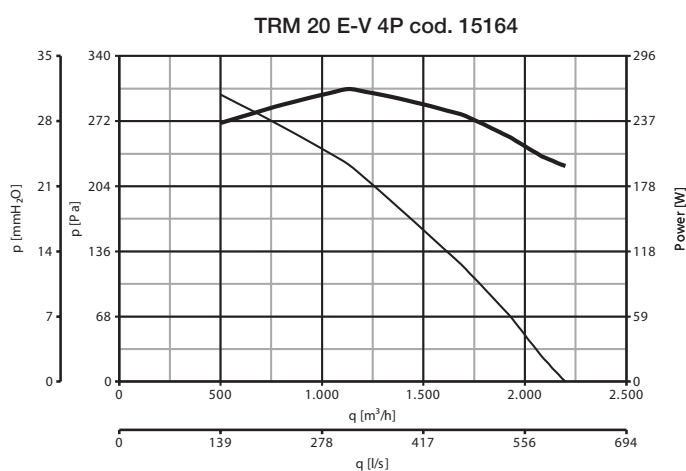
PERFORMANCE CURVES

— P= power consumption — ps = delivery



PERFORMANCE CURVES

— P_1 = power consumption — ps_1 = delivery — P_2 = power consumption — ps_2 = delivery



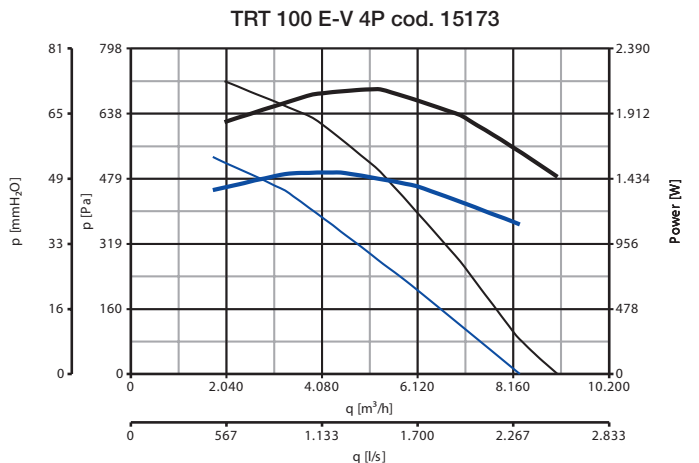
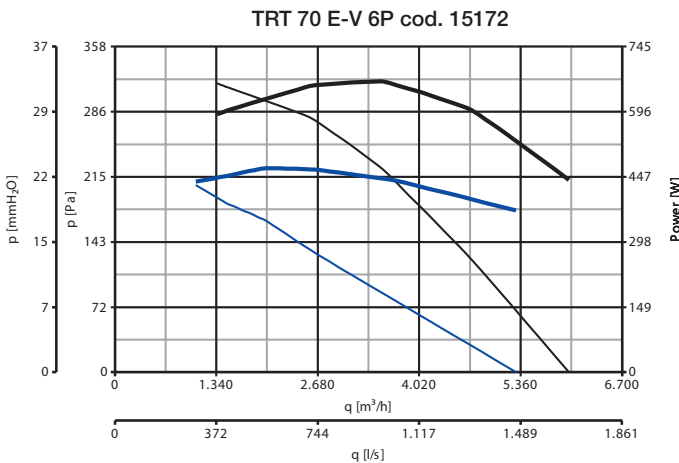
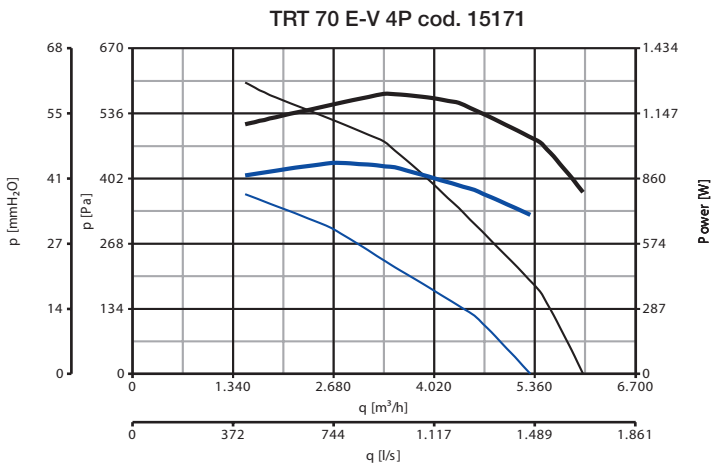
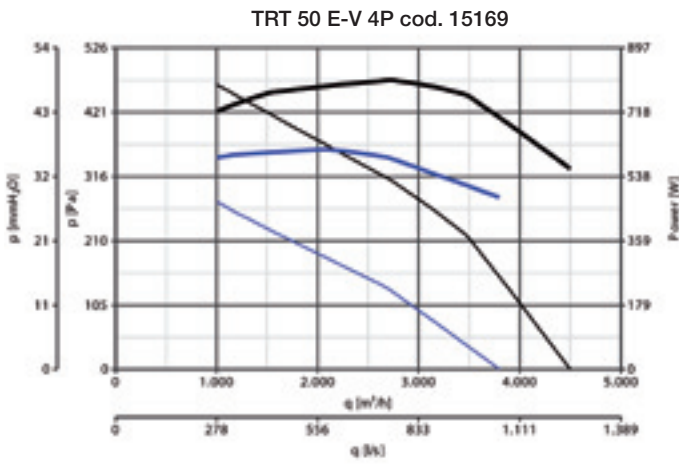
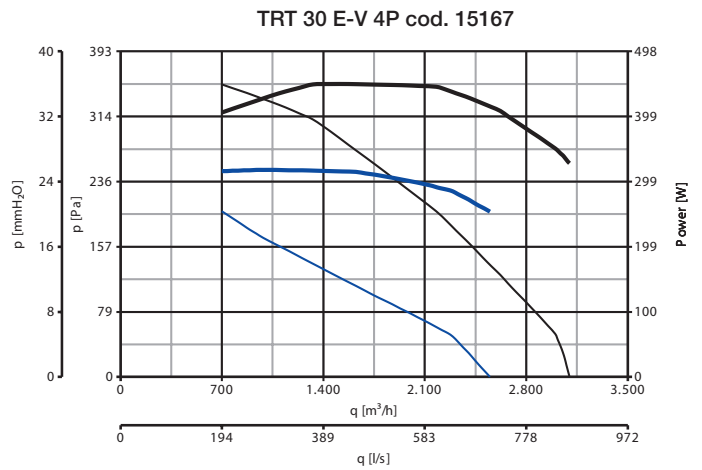
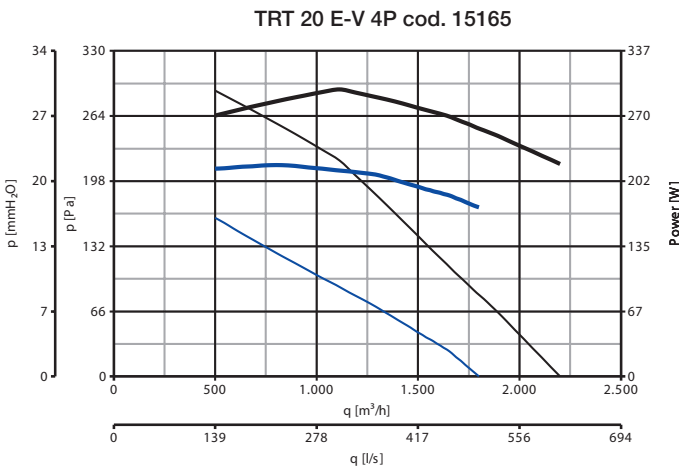


TORRETTE TR ED-V RANGE

Centrifugal roof fans with horizontal discharge
for hot fumes extraction

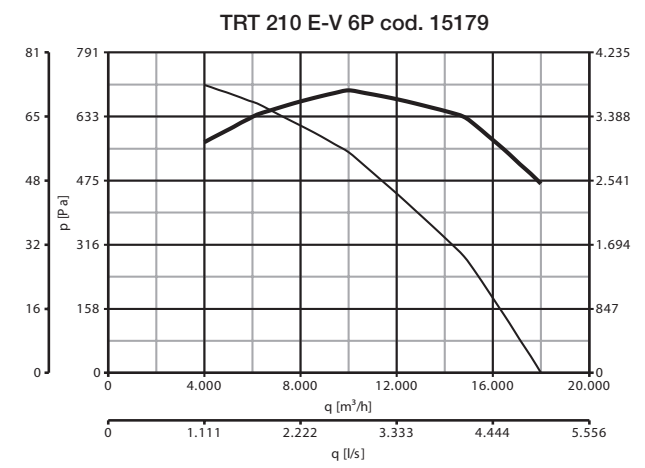
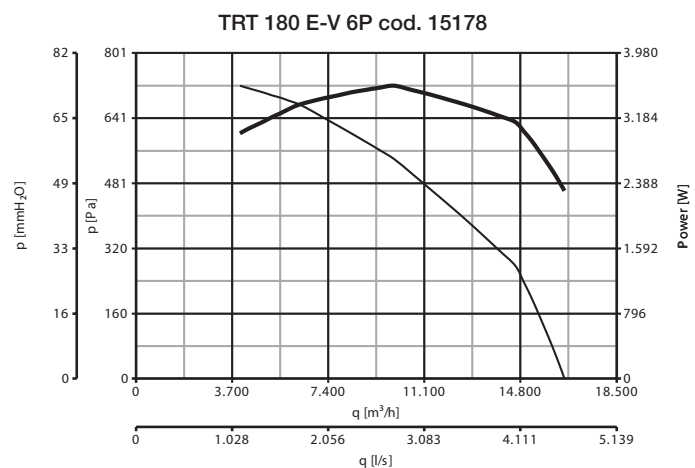
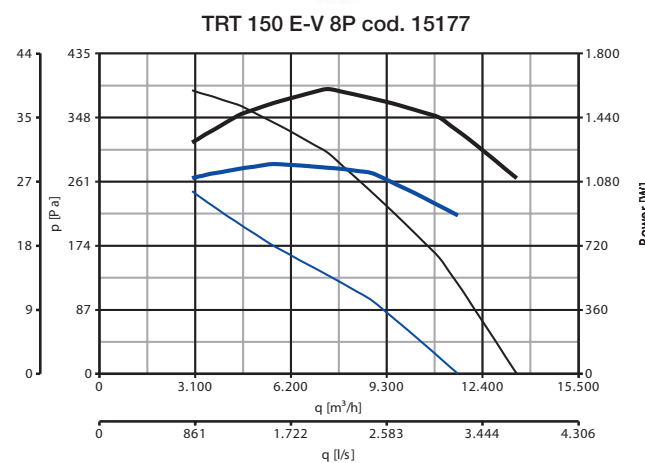
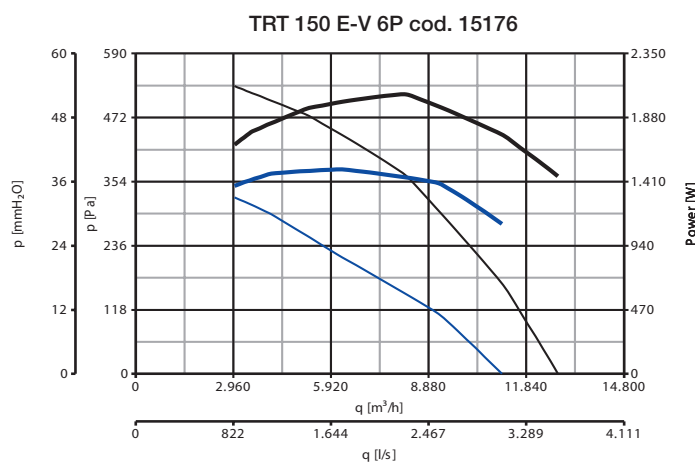
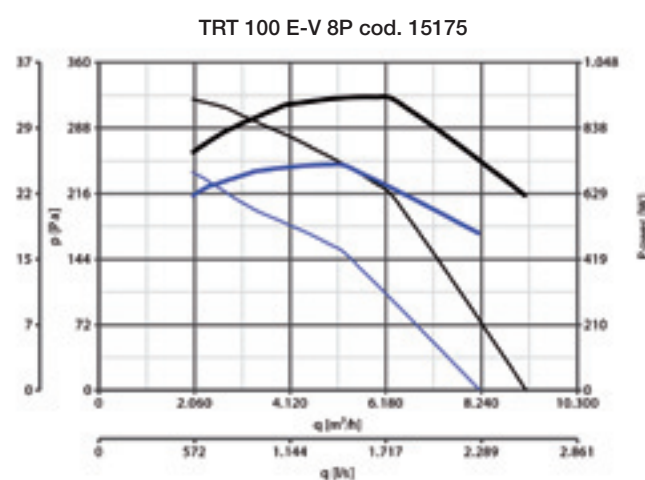
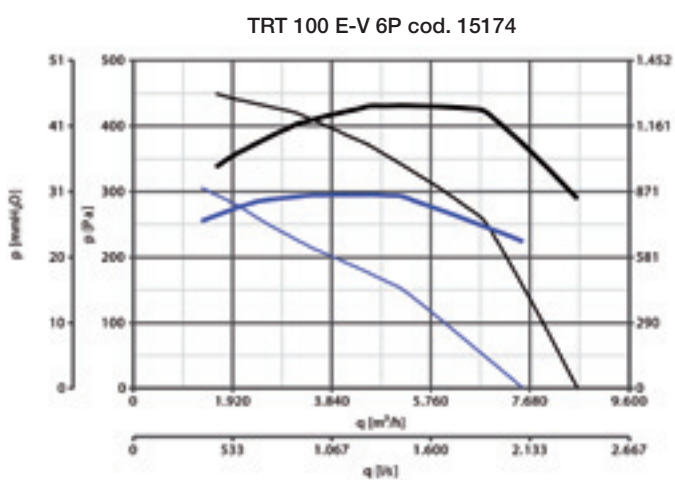
PERFORMANCE CURVES

— P_1 = power consumption — ps_1 = delivery — P_2 = power consumption — ps_2 = delivery



PERFORMANCE CURVES

— P_1 = power consumption — ps_1 = delivery — P_2 = power consumption — ps_2 = delivery



Cod. 5.170.084.225

09/15

Vortice Elettrosociali S.p.A
Strada Cerca, 2
Frazione di Zoate
20067 Tribiano (Milano)
Tel. (+39) 02 906991
Fax (+39) 02 90699314
Italia
www.vortice.com
export@vortice-italy.com

Vortice France
15-33, Rue Le Corbusier
CS 30007
94046 Créteil Cedex
Tél. (+33) 1.55.12.50.00
Fax (+33) 1.55.12.50.01
France
www.vortice-france.com
contact@vortice-france.com

Vortice Limited
Beeches House-Eastern Avenue
Burton on Trent
DE13 0BB
Tel. (+44) 1283-49.29.49
Fax (+44) 1283-54.41.21
United Kingdom
www.vortice.ltd.uk
sales@vortice.ltd.uk

